



US008114530B2

(12) **United States Patent**
Iwakuma et al.(10) **Patent No.: US 8,114,530 B2**
(45) **Date of Patent: Feb. 14, 2012**(54) **MATERIAL FOR ORGANIC
ELECTROLUMINESCENCE DEVICE AND
ORGANIC ELECTROLUMINESCENCE
DEVICE UTILIZING THE SAME**(75) Inventors: **Toshihiro Iwakuma**, Chiba (JP); **Jun Endo**, Chiba (JP); **Masaki Numata**, Chiba (JP); **Kenichi Fukuoka**, Chiba (JP)(73) Assignee: **Idemitsu Kosan Co., Ltd.**, Tokyo (JP)

(*) Notice: Subject to any disclaimer, the term of this patent is extended or adjusted under 35 U.S.C. 154(b) by 903 days.

(21) Appl. No.: **11/943,879**(22) Filed: **Nov. 21, 2007**(65) **Prior Publication Data**

US 2009/0017330 A1 Jan. 15, 2009

(30) **Foreign Application Priority Data**

Jul. 10, 2007 (JP) 2007-181142

(51) **Int. Cl.**
H01L 51/54 (2006.01)(52) **U.S. Cl.** **428/690**; 428/917; 549/43; 549/460;
548/440; 313/504; 313/506; 252/301.16;
257/40; 257/102; 257/103; 257/E51.051(58) **Field of Classification Search** None
See application file for complete search history.(56) **References Cited**

U.S. PATENT DOCUMENTS

2002/0028329	A1 *	3/2002	Ise et al.	428/336
2005/0238920	A1	10/2005	Sotoyama et al.	
2007/0224446	A1 *	9/2007	Nakano et al.	428/690
2007/0247063	A1	10/2007	Murase et al.	
2008/0166594	A1	7/2008	Ito et al.	
2009/0017331	A1	1/2009	Iwakuma et al.	
2009/0030202	A1	1/2009	Iwakuma et al.	
2010/0084966	A1	4/2010	Otsu et al.	
2010/0231123	A1 *	9/2010	Otsu et al.	313/504

FOREIGN PATENT DOCUMENTS

JP	5-109485	4/1993
JP	2002-308837	10/2002
JP	2004-2351	1/2004
JP	2005-112765	4/2005
JP	2005-314239	11/2005

JP	2007-63501	3/2007
JP	2007-77094	3/2007
JP	2007-110097	4/2007
JP	2007-288035	11/2007
WO	WO 2004/096945 A1	11/2004
WO	WO 2005/101912 A1	10/2005
WO	WO 2005/113531 A1	12/2005
WO	WO 2006/114966 A1	11/2006
WO	2006/137210	12/2006
WO	WO 2006/128800 A1	12/2006
WO	WO 2007/108362 A1	9/2007
WO	WO 2007/108459 A1	9/2007
WO	WO 2007/111176 A1	10/2007
WO	2008/072596	6/2008

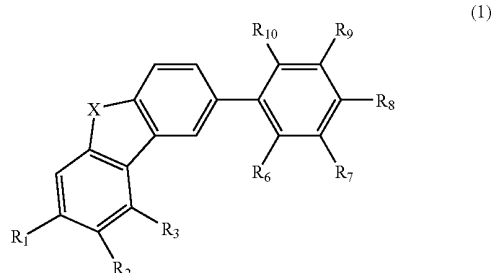
OTHER PUBLICATIONS

European Search Report, Application No. /Patent No. : 07832316.9-1226/2166584 PCT/JP2007072586, Issued: Sep. 22, 2011.

* cited by examiner

Primary Examiner — Jennifer Chriss*Assistant Examiner* — Michael H Wilson(74) *Attorney, Agent, or Firm* — Oblon, Spivak, McClelland, Maier & Neustadt, L.L.P.(57) **ABSTRACT**

Provided is a material containing at least one phosphorescent metal complex, and a compound represented by the following formula (1):



wherein at least one of R_1 to R_3 is a 9-carbazolyl group which is optionally substituted or an azacarbazolyl group having 2 to 5 nitrogen atoms which is optionally substituted. The material for the organic electroluminescence device may be used as a host material or a hole transporting material. Also provided is an organic electroluminescence device which has an organic thin film layer that contains the material, and exhibits a high emitting efficiency, causes little pixel defects, is excellent in heat resistance, and has a long lifetime.

32 Claims, No Drawings

MATERIAL FOR ORGANIC ELECTROLUMINESCENCE DEVICE AND ORGANIC ELECTROLUMINESCENCE DEVICE UTILIZING THE SAME

CROSS-REFERENCE TO RELATED APPLICATIONS

The present application claims priority to Japanese patent application JP 2007-181142, filed on Jul. 10, 2007.

BACKGROUND OF THE INVENTION

1. Field of the Invention

The present invention relates to materials for organic electroluminescence devices and organic electroluminescence devices using the materials and, more particularly to materials for organic electroluminescence devices which realize electroluminescence devices exhibiting a high emitting efficiency, causing little pixel defects, exhibiting a high heat resistance and having a long lifetime.

2. Description of the Prior Art

An organic electroluminescence device (organic EL device) is a spontaneous emission device which utilizes the phenomenon of fluorescence which occurs by the energy of recombination between holes injected from an anode and electrons injected from a cathode by application of electric field. As the structure of organic EL devices, a two-layered structure having a hole transporting (injecting) layer and an electron transporting/light emitting layer and a three-layered structure having a hole transporting (injecting) layer, a light emitting layer and an electron transporting (injecting) layer are well known. To increase the efficiency of recombination of injected holes and electrons in laminated devices, the structure of the device and the process for forming the device have been studied.

It is recently proposed to use a light emitting layer of a phosphorescent material in addition to a light emitting layer of a fluorescent material. A high efficiency of light emission is achieved by utilizing the excited singlet state and the excited triplet state of the organic phosphorescent material in the light emitting layer. It is considered that the singlet exciton and the triplet exciton are formed in a proportion of 1:3 due to the difference in the spin multiplicity when electrons and holes are recombined in an organic EL device. Therefore, it is expected that an efficiency of light emission 3 to 4 times as great as that of a device utilizing only the fluorescent material can be achieved by utilizing a phosphorescent material.

To prevent the excited triplet state or the triplet exciton from quenching, the organic EL devices described above are made into a laminate structure having an anode, a hole transporting layer, an organic light emitting layer, an electron transporting layer (a hole blocking layer), an electron transporting layer and a cathode in this order, while using an organic light emitting layer made of a host compound and a phosphorescent compound (for example, Patent Documents 1-6). In these Patent Documents, host materials having a dibenzofuran structure or a dibenzothiophene structure are described. However, there is nothing about their advantage in the device performance as compared with a host material having a carbazole structure.

Patent Documents 7 and 8 disclose compounds prepared by bonding a carbazole structure to dibenzo compounds. The proposed compounds are used in a host material for a blue phosphorescent device in examples thereof. The compounds of the present invention are not taught and the effect is uncertain.

Patent Documents 9, 10 and 11 disclose compounds prepared by bonding an anthracene structure to dibenzo compounds. However, the energy level of the excited triplet state of the proposed compounds is small because of the anthracene structure. Therefore, a blue phosphorescent material does not emit light even if any of the proposed compounds is used as a host material for the light emitting layer.

Patent Document 12 discloses dibenzofuran compounds essentially having at least two polymerizable functional groups. If the host material of a phosphorescent device has in its molecule a polymerizable group such as propenylene group, vinylene group and 4-propyl-2-pentenylene group which is formed by introducing an unsaturated bond such as double bond and triple bond, radicals are propagatedly generated in the device to adversely affect the emitting efficiency and lifetime.

[Patent Document 1] WO 05/101912

[Patent Document 2] JP 5-109485A

[Patent Document 3] JP 2004-002351A

[Patent Document 4] WO 04/096945

[Patent Document 5] JP 2002-308837A

[Patent Document 6] WO 2005-113531

[Patent Document 7] JP 2005-112765A

[Patent Document 8] WO 2006-114966

[Patent Document 9] JP 2005-314239A

[Patent Document 10] JP 2007-77094A

[Patent Document 11] JP 2007-63501A

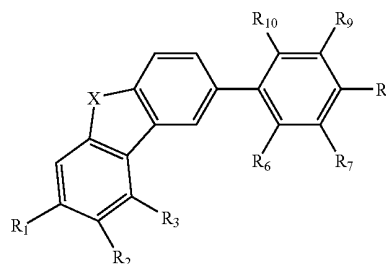
[Patent Document 12] JP 2007-110097A

SUMMARY OF THE INVENTION

The present invention has been made to overcome the above problems and has an object of providing a material for organic EL devices which realizes an EL device exhibiting a high efficiency of light emission, causing little pixel defects, exhibiting a high heat resistance and having a long lifetime.

As a result of extensive research in view of achieving the above object, the inventors have found that a compound represented by the following formula 1, which has a dibenzothiophene or dibenzofuran structure having at its 2-position substituted with an aromatic hydrocarbon group, creates a excited triplet state having a sufficient energy level enough to prevent the emitting efficiency of a blue phosphorescent complex from being reduced. It has been further found that the compound realizes a highly efficient and highly heat-resistant organic EL device causing little pixel defects and having a long lifetime. The present invention is based on these findings.

Thus, the present invention provides a material for organic electroluminescence devices for use in combination with at least one phosphorescent metal complex, which comprises a compound represented by the following formula 1:



(1)

wherein R_1 to R_3 are each independently hydrogen atom, halogen atom, alkyl group having 1 to 40 carbon atoms which is optionally substituted, cycloalkyl group having 3 to 15 carbon atoms which is optionally substituted, heterocyclic group having 3 to 20 carbon atoms which is optionally substituted, alkoxy group having 1 to 40 carbon atoms which is optionally substituted, non-condensed aryl group having 6 to 40 carbon atoms which is optionally substituted, condensed aryl group having 10 to 18 carbon atoms which is optionally substituted, aryloxy group having 6 to 20 carbon atoms which is optionally substituted, aralkyl group having 7 to 20 carbon atoms which is optionally substituted, arylamino group having 6 to 40 carbon atoms which is optionally substituted, alkylamino group having 1 to 40 carbon atoms which is optionally substituted, aralkylamino group having 7 to 60 carbon atoms which is optionally substituted, arylcarbonyl group having 7 to 40 carbon atoms which is optionally substituted, arylthio group having 6 to 20 carbon atoms which is optionally substituted, alkyl halide group having 1 to 40 carbon atoms which is optionally substituted, or cyano group, with the proviso that at least one of R_1 to R_3 is 9-carbazolyl group which is optionally substituted or azacarbazolyl group having 2 to 5 nitrogen atoms which is optionally substituted;

R_6 and R_{10} are each independently hydrogen atom or alkyl group having 1 to 40 carbon atoms which is optionally substituted;

R_7 to R_9 are each independently hydrogen atom, halogen atom, alkyl group having 1 to 40 carbon atoms which is optionally substituted, cycloalkyl group having 3 to 15 carbon atoms which is optionally substituted, heterocyclic group having 3 to 20 carbon atoms which is optionally substituted, alkoxy group having 1 to 40 carbon atoms which is optionally substituted, non-condensed aryl group having 6 to 40 carbon atoms which is optionally substituted, condensed aryl group having 10 to 18 carbon atoms which is optionally substituted, aryloxy group having 6 to 20 carbon atoms which is optionally substituted, aralkyl group having 7 to 20 carbon atoms which is optionally substituted, arylamino group having 6 to 40 carbon atoms which is optionally substituted, alkylamino group having 1 to 40 carbon atoms which is optionally substituted, aralkylamino group having 7 to 60 carbon atoms which is optionally substituted, arylcarbonyl group having 7 to 40 carbon atoms which is optionally substituted, arylthio group having 6 to 20 carbon atoms which is optionally substituted, alkyl halide group having 1 to 40 carbon atoms which is optionally substituted, or cyano group, with the proviso that when R_8 and R_9 , or R_8 and R_7 are not bonded to each other thereby do not form a ring structure, at least one of R_7 to R_9 is 9-carbazolyl group which is optionally substituted, azacarbazolyl group having 2 to 5 nitrogen atoms which is optionally substituted, phenyl group which is optionally substituted, dibenzofuranyl group which is optionally substituted, or dibenzothiophenyl group which is optionally substituted;

R_8 and R_9 , or R_8 and R_7 are optionally bonded to each other to form a ring structure which is optionally substituted, and R_7 or R_9 which does not form the ring structure is hydrogen atom, halogen atom, alkyl group having 1 to 40 carbon atoms which is optionally substituted, cycloalkyl group having 3 to 15 carbon atoms which is optionally substituted, heterocyclic group having 3 to 20 carbon atoms which is optionally substituted, alkoxy group having 1 to 40 carbon atoms which is optionally substituted, non-condensed aryl group having 6 to 40 carbon atoms which is optionally substituted, condensed aryl group having 10 to 18 carbon atoms which is optionally substituted, aryloxy group having 6 to 20 carbon atoms which is optionally substituted, aralkyl group having 7 to 20 carbon atoms which is optionally substituted, arylamino group hav-

ing 6 to 40 carbon atoms which is optionally substituted, alkylamino group having 1 to 40 carbon atoms which is optionally substituted, aralkylamino group having 7 to 60 carbon atoms which is optionally substituted, arylcarbonyl group having 7 to 40 carbon atoms which is optionally substituted, arylthio group having 6 to 20 carbon atoms which is optionally substituted, alkyl halide group having 1 to 40 carbon atoms which is optionally substituted, or cyano group, with the proviso that R_8 and R_9 , or R_8 and R_7 together with a benzene ring to which R_7 to R_9 are bonded do not form carbazolyl group;

each of R_1 to R_3 and R_6 to R_{10} does not have a polymerizable functional group at its terminal end; and

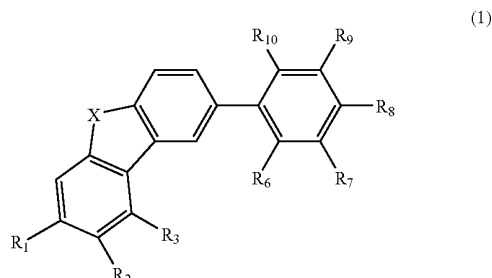
X is sulfur atom or oxygen atom.

The present invention further provides an organic electroluminescence device which includes a cathode, an anode and an organic thin film layer having one or more layers, the organic thin film layer being interposed between the cathode and the anode and having a light emitting layer containing a host material in combination with at least one phosphorescent metal complex, and at least one layer of the organic thin film layer containing the material for organic electroluminescence devices mentioned above.

The organic EL device made using the material for organic EL devices of the present invention is free from pixel defects, highly efficient, highly heat resistant and durable for a long period of time.

DETAILED DESCRIPTION OF THE INVENTION

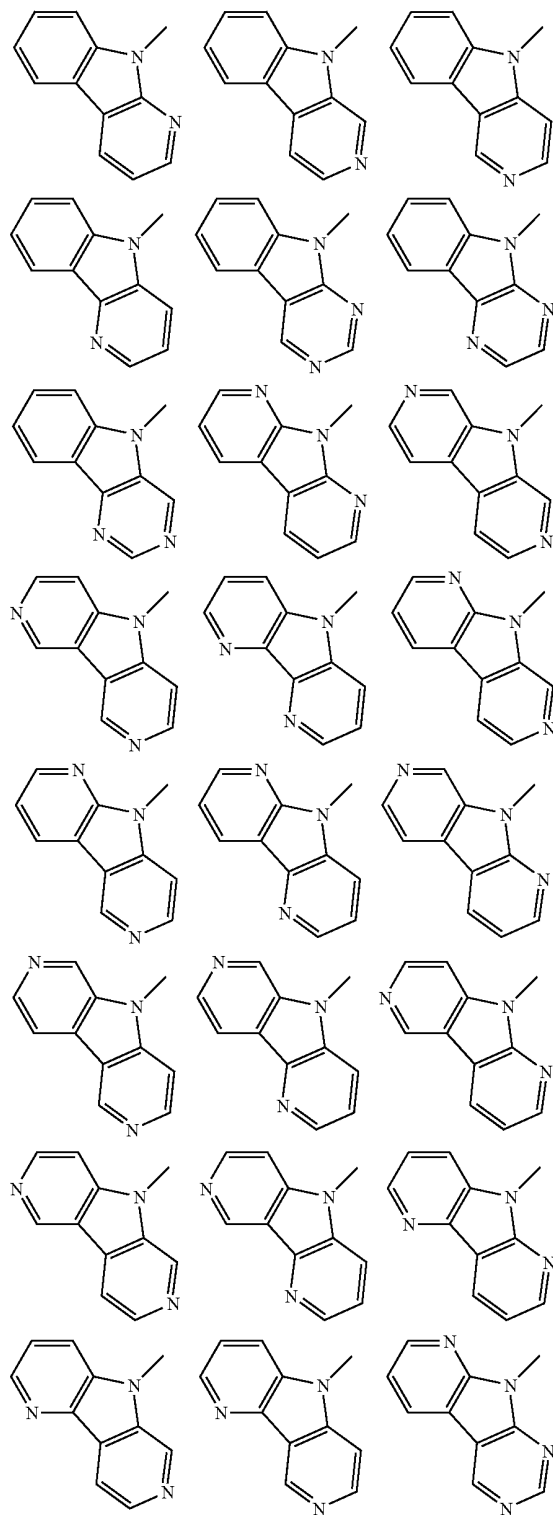
The material for organic EL devices of the invention is represented by the following formula 1:



In the formula 1, R_1 to R_3 are each independently hydrogen atom, halogen atom, alkyl group having 1 to 40 carbon atoms which is optionally substituted, cycloalkyl group having 3 to 15 carbon atoms which is optionally substituted, heterocyclic group having 3 to 20 carbon atoms which is optionally substituted, alkoxy group having 1 to 40 carbon atoms which is optionally substituted, non-condensed aryl group having 6 to 40 carbon atoms which is optionally substituted, condensed aryl group having 10 to 18 carbon atoms which is optionally substituted, aryloxy group having 6 to 20 carbon atoms which is optionally substituted, aralkyl group having 7 to 20 carbon atoms which is optionally substituted, arylamino group having 6 to 40 carbon atoms which is optionally substituted, alkylamino group having 1 to 40 carbon atoms which is optionally substituted, aralkylamino group having 7 to 60 carbon atoms which is optionally substituted, arylcarbonyl group having 7 to 40 carbon atoms which is optionally substituted, arylthio group having 6 to 20 carbon atoms which is optionally substituted, alkyl halide group having 1 to 40 carbon atoms which is optionally substituted, or cyano group. At

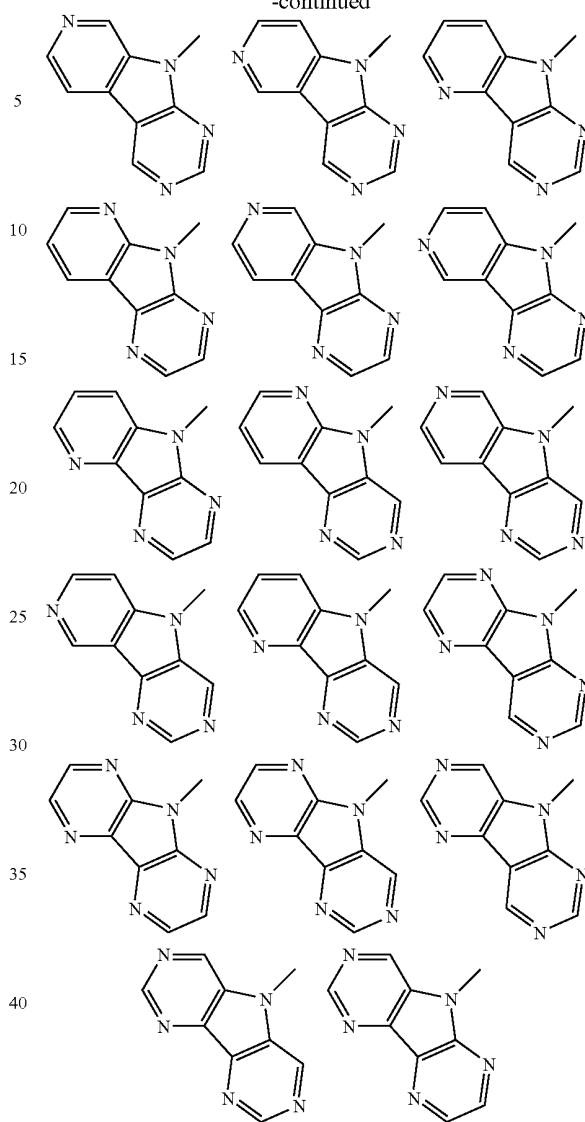
5

least one of R_1 to R_3 is 9-carbazolyl group which is optionally substituted or azacarbazolyl group having 2 to 5 nitrogen atoms which is optionally substituted. Examples of the azacarbazolyl groups (optional substituents are omitted for conciseness) are shown below, but not limited thereto.



6

-continued



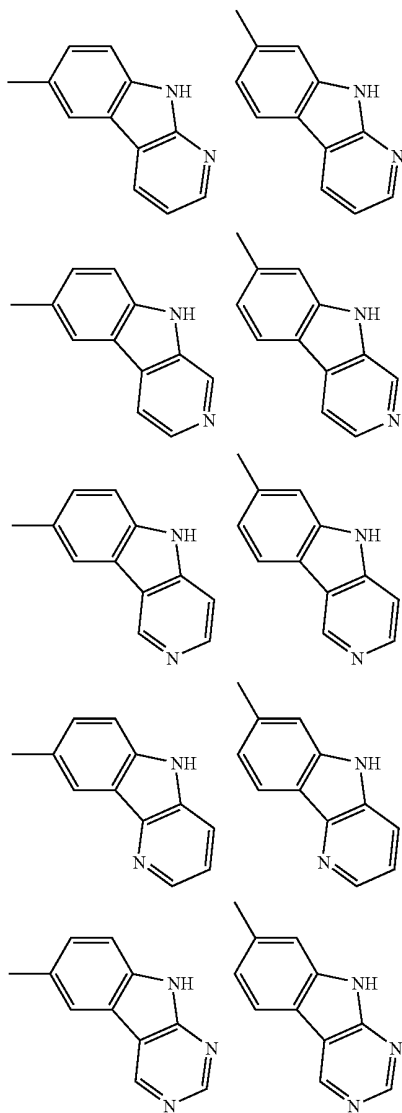
R_6 and R_{10} are each independently hydrogen atom or alkyl group having 1 to 40 carbon atoms which is optionally substituted,

R_7 to R_9 are each independently hydrogen atom, halogen atom, alkyl group having 1 to 40 carbon atoms which is optionally substituted, cycloalkyl group having 3 to 15 carbon atoms which is optionally substituted, heterocyclic group having 3 to 20 carbon atoms which is optionally substituted, alkoxy group having 1 to 40 carbon atoms which is optionally substituted, non-condensed aryl group having 6 to 40 carbon atoms which is optionally substituted, condensed aryl group having 10 to 18 carbon atoms which is optionally substituted, aryloxy group having 6 to 20 carbon atoms which is optionally substituted, aralkyl group having 7 to 20 carbon atoms which is optionally substituted, arylamino group having 6 to 40 carbon atoms which is optionally substituted, alkylamino group having 1 to 40 carbon atoms which is optionally substituted, aralkylamino group having 7 to 60 carbon atoms which is optionally substituted, arylcarbonyl group having 7 to 40 carbon atoms which is optionally substituted, arylthio group having 6 to 20 carbon atoms which is optionally substituted,

7

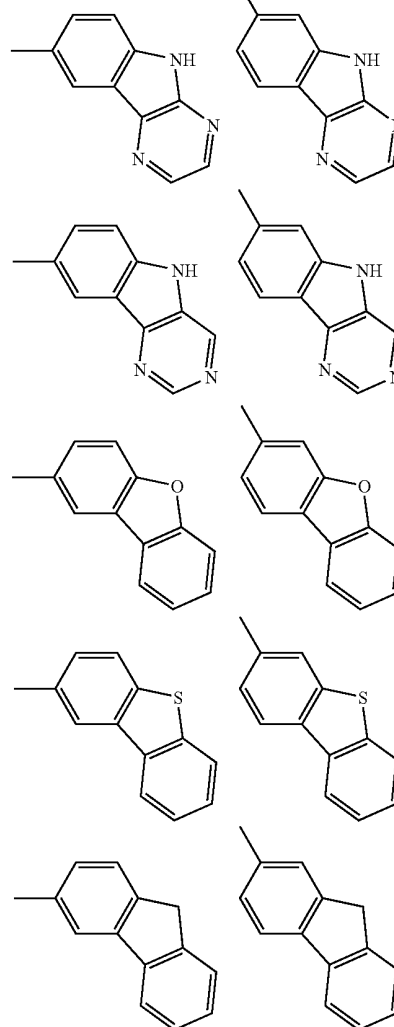
stituted, alkyl halide group having 1 to 40 carbon atoms which is optionally substituted, or cyano group. When R_8 and R_9 , or R_8 and R_7 are not bonded to each other thereby do not form a ring structure, at least one of R_7 to R_9 is 9-carbazolyl group which is optionally substituted, azacarbazolyl group having 2 to 5 nitrogen atoms which is optionally substituted, phenyl group which is optionally substituted, dibenzofuranyl group which is optionally substituted, or dibenzothiophenyl group which is optionally substituted.

R_8 and R_9 , or R_8 and R_7 are optionally bonded to each other to form a ring structure which is optionally substituted. When forming the ring structure, R_8 and R_9 , or R_8 and R_7 together with the benzene ring to which R_7 to R_8 are bonded preferably form, for example, the following azacarbazole structure, dibenzofuran structure, dibenzothiophene structure, or fluorene structure (substituents such as R_6 and optional substituents are omitted for conciseness). However, R_8 and R_9 , or R_8 and R_7 together with the benzene ring to which R_7 to R_9 are bonded do not form a carbazole structure.



8

-continued



When R_8 and R_9 , or R_8 and R_7 are bonded to form the ring structure which is optionally substituted, the remaining R_7 or R_9 which does not form the ring structure is hydrogen atom, halogen atom, alkyl group having 1 to 40 carbon atoms which is optionally substituted, cycloalkyl group having 3 to 15 carbon atoms which is optionally substituted, heterocyclic group having 3 to 20 carbon atoms which is optionally substituted, alkoxy group having 1 to 40 carbon atoms which is optionally substituted, non-condensed aryl group having 6 to 40 carbon atoms which is optionally substituted, condensed aryl group having 10 to 18 carbon atoms which is optionally substituted, aryloxy group having 6 to 20 carbon atoms which is optionally substituted, aralkyl group having 7 to 20 carbon atoms which is optionally substituted, arylamino group having 6 to 40 carbon atoms which is optionally substituted, alkylamino group having 1 to 40 carbon atoms which is optionally substituted, aralkylamino group having 7 to 60 carbon atoms which is optionally substituted, arylcarbonyl group having 7 to 40 carbon atoms which is optionally substituted, arylthio group having 6 to 20 carbon atoms which is optionally substituted, alkyl halide group having 1 to 40 carbon atoms which is optionally substituted, or cyano group.

Each of R_1 to R_3 and R_6 to R_{10} (inclusive of substituent if substituted) does not have a polymerizable functional group,

for example, vinyl group, 1-methylvinyl group, 1-halovinyl group and 1-trihalomethylvinyl group, at its terminal end.

The halogen atom includes, for example, fluorine, chlorine, bromine and iodine.

Examples of the alkyl group having 1 to 40 carbon atoms which is optionally substituted include methyl group, ethyl group, propyl group, isopropyl group, n-butyl group, s-butyl group, isobutyl group, t-butyl group, n-pentyl group, n-hexyl group, n-heptyl group, n-octyl group, n-nonyl group, n-decyl group, n-undecyl group, n-dodecyl group, n-tridecyl group, n-tetradecyl group, n-pentadecyl group, n-hexadecyl group, n-heptadecyl group, n-octadecyl group, neopentyl group, 1-methylpentyl group, 2-methylpentyl group, 1-pentylhexyl group, 1-butylpentyl group, 1-heptyloctyl group, 3-methylpentyl group, hydroxymethyl group, 1-hydroxyethyl group, 2-hydroxyethyl group, 2-hydroxyisobutyl group, 1,2-dihydroxyethyl group, 1,3-dihydroxyisopropyl group, 2,3-dihydroxy-t-butyl group, 1,2,3-trihydroxypropyl group, chloromethyl group, 1-chloroethyl group, 2-chloroethyl group, 2-chloroisobutyl group, 1,2-dichloroethyl group, 1,3-dichloroisopropyl group, 2,3-dichloro-t-butyl group, 1,2,3-trichloropropyl group, bromomethyl group, 1-bromoethyl group, 2-bromoethyl group, 2-bromoisobutyl group, 1,2-dibromomethyl group, 1,3-dibromoisopropyl group, 2,3-dibromo-t-butyl group, 1,2,3-tribromopropyl group, iodomethyl group, 1-iodoethyl group, 2-iodoethyl group, 2-iodoisobutyl group, 1,2-diiodoethyl group, 1,3-diiodoisopropyl group, 2,3-diiodo-t-butyl group, 1,2,3-triiodopropyl group, aminomethyl group, 1-aminoethyl group, 2-aminoethyl group, 2-aminoisobutyl group, 1,2-diaminoethyl group, 1,3-diaminoisopropyl group, 2,3-diamino-t-butyl group, 1,2,3-triaminopropyl group, cyanomethyl group, 1-cyanoethyl group, 2-cyanoethyl group, 2-cyanoisobutyl group, 1,2-dicyanoethyl group, 1,3-dicyanoisopropyl group, 2,3-dicyano-t-butyl group, 1,2,3-tricyanopropyl group, nitromethyl group, 1-nitroethyl group, 2-nitroethyl group, 1,2-dinitroethyl group, 2,3-dinitro-t-butyl group, and 1,2,3-trinitropropyl group. Preferred are methyl group, ethyl group, propyl group, isopropyl group, n-butyl group, s-butyl group, isobutyl group, t-butyl group, n-pentyl group, n-hexyl group, n-heptyl group, n-octyl group, n-nonyl group, n-decyl group, n-undecyl group, n-dodecyl group, n-tridecyl group, n-tetradecyl group, n-pentadecyl group, n-hexadecyl group, n-heptadecyl group, n-octadecyl group, neopentyl group, 1-methylpentyl group, 1-pentylhexyl group, 1-butylpentyl group, and 1-heptyloctyl group. The carbon number of the alkyl group (exclusive of substituent) is preferably from 1 to 10.

Examples of the cycloalkyl group having 3 to 15 carbon atoms which is optionally substituted include cyclopentyl group, cyclohexyl group, cyclooctyl group, and 3,3,5,5-tetramethylcyclohexyl group, with cyclohexyl group, cyclooctyl group and 3,5-tetramethylcyclohexyl group being preferred. The carbon number of the cycloalkyl group (exclusive of substituent) is preferably from 3 to 12.

Examples of the heterocyclic group having 3 to 20 carbon atoms which is optionally substituted include 1-pyrrolyl group, 2-pyrrolyl group, 3-pyrrolyl group, pyrazinyl group, 2-pyridinyl group, 1-imidazolyl group, 2-imidazolyl group, 1-pyrazolyl group, 1-indolizinyll group, 2-indolizinyll group, 3-indolizinyll group, 5-indolizinyll group, 6-indolizinyll group, 7-indolizinyll group, 8-indolizinyll group, 2-imidazopyridinyl group, 3-imidazopyridinyl group, 5-imidazopyridinyl group, 6-imidazopyridinyl group, 7-imidazopyridinyl group, 8-imidazopyridinyl group, 3-pyridinyl group, 4-pyridinyl group, 1-indolyl group, 2-indolyl group, 3-indolyl group, 4-indolyl group, 5-indolyl group, 6-indolyl group, 7-indolyl group, 1-isindolyl group, 2-isindolyl group, 3-isindolyl group,

4-isindolyl group, 5-isindolyl group, 6-isindolyl group, 7-isindolyl group, 2-furyl group, 3-furyl group, 2-benzofuranyl group, 3-benzofuranyl group, 4-benzofuranyl group, 5-benzofuranyl group, 6-benzofuranyl group, 7-benzofuranyl group, 1-isobenzofuranyl group, 3-isobenzofuranyl group, 4-isobenzofuranyl group, 5-isobenzofuranyl group, 6-isobenzofuranyl group, 7-isobenzofuranyl group, 2-quinolyl group, 3-quinolyl group, 4-quinolyl group, 5-quinolyl group, 6-quinolyl group, 7-quinolyl group, 8-quinolyl group, 1-isoquinolyl group, 3-isoquinolyl group, 4-isoquinolyl group, 5-isoquinolyl group, 6-isoquinolyl group, 7-isoquinolyl group, 8-isoquinolyl group, 2-quinoxalinyll group, 5-quinoxalinyll group, 6-quinoxalinyll group, 1-carbazolyl group, 2-carbazolyl group, 3-carbazolyl group, 4-carbazolyl group, 9-carbazolyl group, azacarbazole-1-yl group, azacarbazole-2-yl group, azacarbazole-3-yl group, azacarbazole-4-yl group, azacarbazole-5-yl group, azacarbazole-6-yl group, azacarbazole-7-yl group, azacarbazole-8-yl group, azacarbazole-9-yl group, 1-phenanthridinyl group, 2-phenanthridinyl group, 3-phenanthridinyl group, 4-phenanthridinyl group, 6-phenanthridinyl group, 7-phenanthridinyl group, 8-phenanthridinyl group, 9-phenanthridinyl group, 10-phenanthridinyl group, 1-acridinyl group, 2-acridinyl group, 3-acridinyl group, 4-acridinyl group, 9-acridinyl group, 1,7-phenanthroline-2-yl group, 1,7-phenanthroline-3-yl group, 1,7-phenanthroline-4-yl group, 1,7-phenanthroline-5-yl group, 1,7-phenanthroline-6-yl group, 1,7-phenanthroline-8-yl group, 1,7-phenanthroline-9-yl group, 1,7-phenanthroline-10-yl group, 1,8-phenanthroline-2-yl group, 1,8-phenanthroline-3-yl group, 1,8-phenanthroline-4-yl group, 1,8-phenanthroline-5-yl group, 1,8-phenanthroline-6-yl group, 1,8-phenanthroline-7-yl group, 1,8-phenanthroline-9-yl group, 1,8-phenanthroline-10-yl group, 1,9-phenanthroline-2-yl group, 1,9-phenanthroline-3-yl group, 1,9-phenanthroline-4-yl group, 1,9-phenanthroline-5-yl group, 1,9-phenanthroline-6-yl group, 1,9-phenanthroline-7-yl group, 1,9-phenanthroline-8-yl group, 1,9-phenanthroline-10-yl group, 1,10-phenanthroline-2-yl group, 1,10-phenanthroline-3-yl group, 1,10-phenanthroline-4-yl group, 1,10-phenanthroline-5-yl group, 2,9-phenanthroline-1-yl group, 2,9-phenanthroline-3-yl group, 2,9-phenanthroline-4-yl group, 2,9-phenanthroline-5-yl group, 2,9-phenanthroline-6-yl group, 2,9-phenanthroline-7-yl group, 2,9-phenanthroline-8-yl group, 2,9-phenanthroline-10-yl group, 2,8-phenanthroline-1-yl group, 2,8-phenanthroline-3-yl group, 2,8-phenanthroline-4-yl group, 2,8-phenanthroline-5-yl group, 2,8-phenanthroline-6-yl group, 2,8-phenanthroline-7-yl group, 2,8-phenanthroline-9-yl group, 2,8-phenanthroline-10-yl group, 2,7-phenanthroline-1-yl group, 2,7-phenanthroline-3-yl group, 2,7-phenanthroline-4-yl group, 2,7-phenanthroline-5-yl group, 2,7-phenanthroline-6-yl group, 2,7-phenanthroline-8-yl group, 2,7-phenanthroline-9-yl group, 2,7-phenanthroline-10-yl group, 1-phenazinyl group, 2-phenazinyl group, 1-phenothiazinyl group, 2-phenothiazinyl group, 3-phenothiazinyl group, 4-phenothiazinyl group, 10-phenothiazinyl group, 1-phenoxazinyl group, 2-phenoxazinyl group, 3-phenoxazinyl group, 4-phenoxazinyl group, 10-phenoxazinyl group, 2-oxazolyl group, 4-oxazolyl group, 5-oxazolyl group, 2-oxadiazolyl group, 5-oxadiazolyl group, 3-furazanyl group, 2-thienyl group, 3-thienyl group, 2-methylpyrrole-1-yl group, 2-methylpyrrole-3-yl group, 2-methylpyrrole-4-yl group, 2-methylpyrrole-5-yl group, 3-methylpyrrole-1-yl group, 3-methylpyrrole-2-yl group, 3-methylpyrrole-4-yl group, 3-methylpyrrole-5-yl group, 2-t-butylpyrrole-4-yl group, 3-(2-phenylpropyl)pyrrole-1-yl group, 2-methyl-1-indolyl group, 4-methyl-1-indolyl group, 2-methyl-3-indolyl

group, 4-methyl-3-indolyl group, 2-t-butyl-1-indolyl group, 4-t-butyl-1-indolyl group, 2-t-butyl-3-indolyl group, 4-t-butyl-3-indolyl group, 1-dibenzofuranyl group, 2-dibenzofuranyl group, 3-dibenzofuranyl group, 4-dibenzofuranyl group, 1-dibenzothiophenyl group, 2-dibenzothiophenyl group, 3-dibenzothiophenyl group, 4-dibenzothiophenyl group, 1-silafluorenyl group, 2-silafluorenyl group, 3-silafluorenyl group, 4-silafluorenyl group, 1-germafluorenyl group, 2-germafluorenyl group, 3-germafluorenyl group, and 4-germafluorenyl group.

Of the above, preferred are 2-pyridinyl group, 1-indolizinyl group, 2-indolizinyl group, 3-indolizinyl group, 5-indolizinyl group, 6-indolizinyl group, 7-indolizinyl group, 8-indolizinyl group, 2-imidazopyridinyl group, 3-imidazopyridinyl group, 5-imidazopyridinyl group, 6-imidazopyridinyl group, 7-imidazopyridinyl group, 8-imidazopyridinyl group, 3-pyridinyl group, 4-pyridinyl group, 1-indolyl group, 2-indolyl group, 3-indolyl group, 4-indolyl group, 5-indolyl group, 6-indolyl group, 7-indolyl group, 1-isoindolyl group, 2-isoindolyl group, 3-isoindolyl group, 4-isoindolyl group, 5-isoindolyl group, 6-isoindolyl group, 7-isoindolyl group, 9-carbazolyl group, 1-dibenzofuranyl group, 2-dibenzofuranyl group, 3-dibenzofuranyl group, 4-dibenzofuranyl group, 1-dibenzothiophenyl group, 2-dibenzothiophenyl group, 3-dibenzothiophenyl group, 4-dibenzothiophenyl group, 1-silafluorenyl group, 2-silafluorenyl group, 3-silafluorenyl group, 4-silafluorenyl group, 1-germafluorenyl group, 2-germafluorenyl group, 3-germafluorenyl group, 4-germafluorenyl group, azacarbazole-1-yl group, azacarbazole-2-yl group, azacarbazole-3-yl group, azacarbazole-4-yl group, azacarbazole-5-yl group, azacarbazole-6-yl group, azacarbazole-7-yl group, azacarbazole-8-yl group, and azacarbazole-9-yl group. The carbon number of the heterocyclic group (exclusive of substituent) is preferably from 3 to 14.

The alkoxy group having 1 to 40 carbon atoms which is optionally substituted is represented by —OY wherein Y and its preferred examples are the same as the alkyl groups mentioned above.

Examples of the non-condensed aryl group having 6 to 40 carbon atoms which is optionally substituted include phenyl group, 2-biphenylyl group, 3-biphenylyl group, 4-biphenylyl group, p-terphenyl-4-yl group, p-terphenyl-3-yl group, p-terphenyl-2-yl group, m-terphenyl-4-yl group, m-terphenyl-3-yl group, m-terphenyl-2-yl group, o-tolyl group, m-tolyl group, p-tolyl group, p-t-butylphenyl group, p-(2-phenylpropyl)phenyl group, 4'-methylbiphenylyl group, 4"-t-butyl-p-terphenyl-4-yl group, o-cumenyl group, m-cumenyl group, p-cumenyl group, 2,3-xylyl group, 3,4-xylyl group, 2,5-xylyl group, mesityl group, and m-quaterphenyl group, with phenyl group, 2-biphenylyl group, 3-biphenylyl group, 4-biphenylyl group, m-terphenyl-4-yl group, m-terphenyl-3-yl group, m-terphenyl-2-yl group, p-tolyl group, 3,4-xylyl group, and m-quaterphenyl-2-yl group being preferred. The carbon number of the non-condensed aryl group (exclusive of substituent) is preferably from 6 to 24.

Examples of the condensed aryl group having 10 to 18 carbon atoms which is optionally substituted include 1-naphthyl group, 2-naphthyl group, 1-phenanthrenyl group, 2-phenanthrenyl group, 3-phenanthrenyl group, 4-phenanthrenyl group, 9-phenanthrenyl group, 1-triphenylenyl group, 2-triphenylenyl group, 3-triphenylenyl group, 4-triphenylenyl

nyl group, 1-chrysenyl group, 2-chrysenyl group, 3-chrysenyl group, 4-chrysenyl group, 5-chrysenyl group, and 6-chrysenyl group.

The aryloxy group having 6 to 20 carbon atoms which is optionally substituted is represented by —OAr wherein Ar and its preferred examples are the same as the non-condensed aryl groups mentioned above.

Examples of the aralkyl group having 7 to 20 carbon atoms which is optionally substituted include benzyl group, 1-phenylethyl group, 2-phenylethyl group, 1-phenylisopropyl group, 2-phenylisopropyl group, phenyl-t-butyl group, α -naphthylmethyl group, 1- α -naphthylethyl group, 2- α -naphthylethyl group, 1- α -naphthylisopropyl group, 2- α -naphthylisopropyl group, β -naphthylmethyl group, 1- β -naphthylethyl group, 2- β -naphthylethyl group, 1- β -naphthylisopropyl group, 2- β -naphthylisopropyl group, 1-pyrrolylmethyl group, 2-(1-pyrrolyl)ethyl group, p-methylbenzyl group, m-methylbenzyl group, o-methylbenzyl group, p-chlorobenzyl group, m-chlorobenzyl group, o-chlorobenzyl group, p-bromobenzyl group, m-bromobenzyl group, o-bromobenzyl group, p-iodobenzyl group, m-iodobenzyl group, o-iodobenzyl group, p-hydroxybenzyl group, m-hydroxybenzyl group, o-hydroxybenzyl group, p-aminobenzyl group, m-aminobenzyl group, o-aminobenzyl group, p-nitrobenzyl group, m-nitrobenzyl group, o-nitrobenzyl group, p-cyanobenzyl group, m-cyanobenzyl group, o-cyanobenzyl group, 1-hydroxy-2-phenylisopropyl group, and 1-chloro-2-phenylisopropyl group, with benzyl group, p-cyanobenzyl group, m-cyanobenzyl group, o-cyanobenzyl group, 1-phenylethyl group, 2-phenylethyl group, 1-phenylisopropyl group, and 2-phenylisopropyl group being preferred. The alkyl moiety of the aralkyl group has preferably from 1 to 8 carbon atoms, and the aryl moiety (inclusive of heteroaryl) has preferably from 6 to 18 carbon atoms.

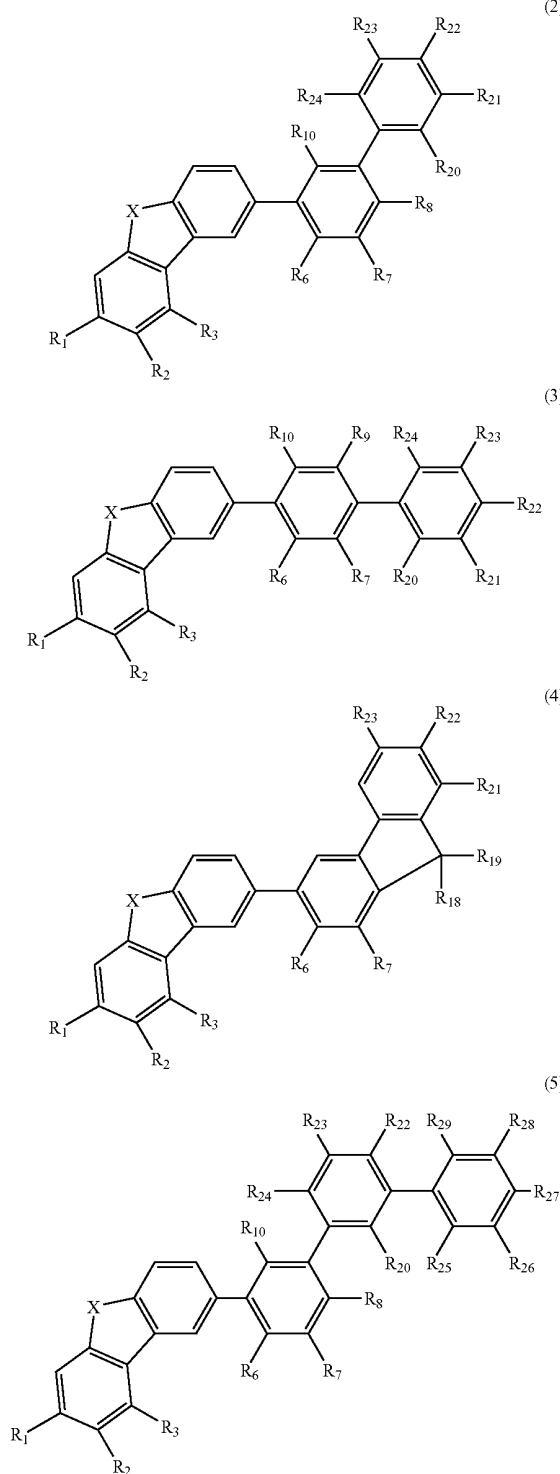
Each of the arylamino group having 6 to 40 carbon atoms which is optionally substituted, the alkylamino group having 1 to 40 carbon atoms which is optionally substituted and the aralkylamino group having 7 to 60 carbon atoms which is optionally substituted is represented by —NQ₁Q₂, wherein Q₁ and Q₂ are each independently selected from the alkyl groups, aryl groups and aralkyl groups described above. Similarly, preferred examples of Q₁ and Q₂ are the same as those described above.

The arylcarbonyl group having 7 to 40 carbon atoms which is optionally substituted is represented by —COAr₂, wherein Ar₂ and its preferred examples are the same as the aryl groups mentioned above.

The arylthio group having 6 to 20 carbon atoms which is optionally substituted is a group derived from the aryloxy group —OAr by substituting sulfur atom for the oxygen atom. Preferred arylthio groups are derived from the preferred aryloxy groups in the same manner.

The alkyl halide group having 1 to 40 carbon atoms which is optionally substituted is, for example, derived from the alkyl group mentioned above by substituting halogen atom for at least one hydrogen atom. Preferred alkyl halide groups are derived from the preferred alkyl groups in the same manner.

The compound of the formula 1 is preferably represented by any of the following formulae 2 to 5:



In the formulae 2 to 5, R_1 to R_3 , R_6 to R_{10} and X are the same as defined above. The definitions of R_{18} to R_{29} are the same as the definition of R_1 to R_3 except for the proviso.

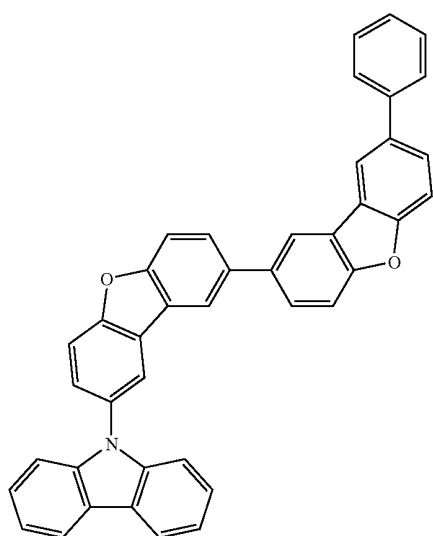
Examples of the substituent groups in the definitions of R_1 to R_3 , R_6 to R_{10} and R_{18} to R_{29} in the formulae 1 to 5 include alkyl group having 1 to 8 carbon atoms (methyl group, ethyl group, propyl group, isopropyl group, n-butyl group, s-butyl

- group, isobutyl group, t-butyl group, n-pentyl group, n-hexyl group, n-heptyl group, n-octyl group); hydroxyalkyl group having 1 to 5 carbon atoms (hydroxymethyl group, 1-hydroxyethyl group, 2-hydroxyethyl group, 2-hydroxyisobutyl group, 1,2-dihydroxyethyl group, 1,3-dihydroxyisopropyl group, 2,3-dihydroxy-t-butyl group, 1,2,3-trihydroxypropyl group); haloalkyl group having 1 to 4 carbon atoms (chloromethyl group, 1-chloroethyl group, 2-chloroethyl group, 2-chloroisobutyl group, 1,2-dichloroethyl group, 1,3-dichloroisopropyl group, 2,3-dichloro-t-butyl group, 1,2,3-trichloropropyl group, bromomethyl group, 1-bromoethyl group, 2-bromoethyl group, 2-bromoisobutyl group, 1,2-dibromoethyl group, 1,3-dibromoisopropyl group, 2,3-dibromo-t-butyl group, 1,2,3-tribromopropyl group, iodomethyl group, 1-iodoethyl group, 2-iodoethyl group, 2-iodoisobutyl group, 1,2-diiodoethyl group, 1,3-diiodoisopropyl group, 2,3-diiodo-t-butyl group, 1,2,3-triiodopropyl group); aminoalkyl group having 1 to 4 carbon atoms (aminomethyl group, 1-aminoethyl group, 2-aminoethyl group, 2-aminoisobutyl group, 1,2-diaminoethyl group, 1,3-diaminoisopropyl group, 2,3-diamino-t-butyl group, 1,2,3-triaminopropyl group); cyanoalkyl group having 1 to 4 carbon atoms (cyanomethyl group, 1-cyanoethyl group, 2-cyanoethyl group, 2-cyanoisobutyl group, 1,2-dicyanoethyl group, 1,3-dicyanoisopropyl group, 2,3-dicyano-t-butyl group, 1,2,3-tricyanopropyl group); nitroalkyl group having 1 to 5 carbon atoms (nitromethyl group, 1-nitroethyl group, 2-nitroethyl group, 2-nitroisobutyl group, 1,2-dinitroethyl group, 1,3-dinitroisopropyl group, 2,3-dinitro-t-butyl group, 1,2,3-trinitropropyl group); (alkyl)cycloalkyl group having 3 to 10 carbon atoms (cyclopropyl group, cyclobutyl group, cyclopentyl group, cyclohexyl group, 4-methylcyclohexyl group, 1-adamantyl group, 2-adamantyl group, 1-norbornyl group, 2-norbornyl group); having 1 to 60 carbon atoms alkoxy group (ethoxy group, methoxy group, isopropoxy group, n-propoxy group, s-butoxy group, t-butoxy group, pentoxy group, hexyloxy group); cycloalkoxy group having 3 to 6 carbon atoms (cyclopentoxy group, cyclohexyloxy group); aryl group having 5 to 40 ring atoms; amino group substituted with aryl group having 5 to 40 ring atoms; ester group having aryl group with 5 to 40 ring atoms; ester group having alkyl group with 1 to 60 carbon atoms; cyano group; nitro group; halogen atom; hydroxyl group; amino group; substituted or non-substituted carbazoyl group (1-carbazoyl group, 2-carbazoyl group, 3-carbazoyl group, 4-carbazoyl group, 9-carbazoyl group); substituted or non-substituted dibenzofuranyl group (1-dibenzofuranyl group, 2-dibenzofuranyl group, 3-dibenzofuranyl group, 4-dibenzofuranyl group); and substituted or non substituted dibenzothiophenyl group (1-dibenzothiophenyl group, 2-dibenzothiophenyl group, 3-dibenzothiophenyl group, 4-dibenzothiophenyl group). The substituent groups for carbazoyl group, dibenzofuranyl group, and dibenzothiophenyl group are selected from the groups recited above.

At least one of R_7 , R_8 and R_{20} to R_{24} of the formula 2; at least one of R_7 , R_9 and R_{20} to R_{24} of the formula 3; at least one of R_7 and R_{21} to R_{23} of the formula 4; and at least one of R_7 , R_8 , R_{20} and R_{22} to R_{29} of the formula 5 are preferably selected from substituted or non-substituted 9-carbazoyl group, substituted or non-substituted dibenzofuranyl group, substituted or non-substituted azacarbazoyl group having 2 to 5 nitrogen atoms and substituted or non-substituted dibenzothiophenyl group.

The compound represented by any of the formulae 1 to 5 has a triplet energy gap of 2.3 to 3.2 eV. Examples of the compounds of the present invention are shown below, although not limited thereto.

15



No. 1

5

10

15

20

25

16

-continued

No. 3

5

10

15

20

25

30

35

40

No. 2

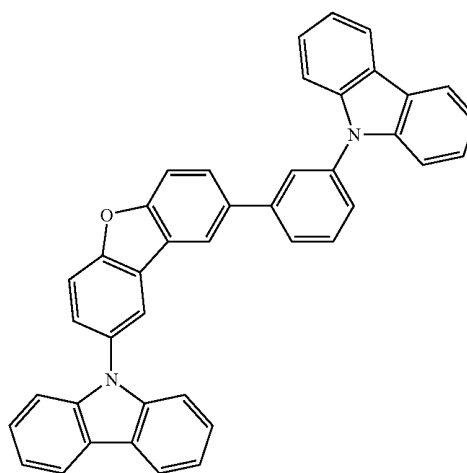
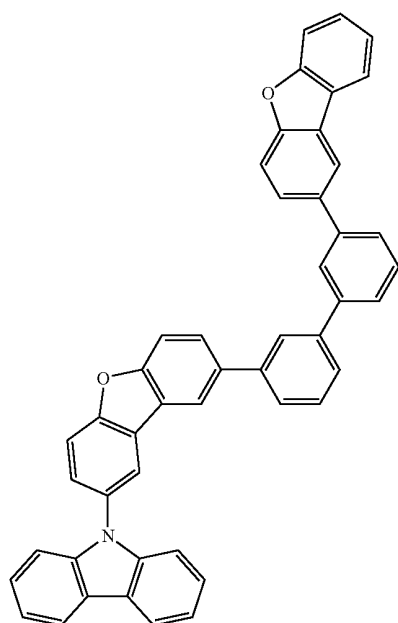
45

50

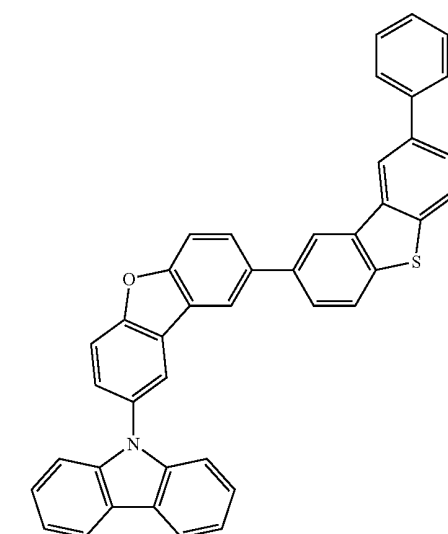
55

60

65

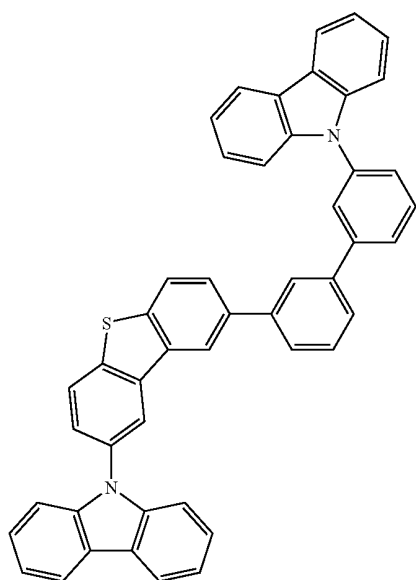
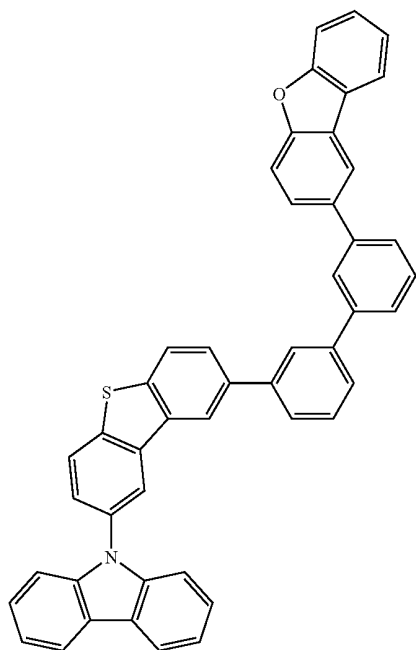


No. 4



No. 5

17
-continued



18
-continued

No. 6 5

10

15

20

25

30

35

40

No. 7

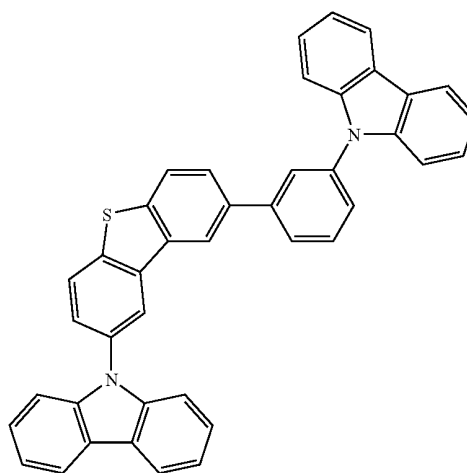
45

50

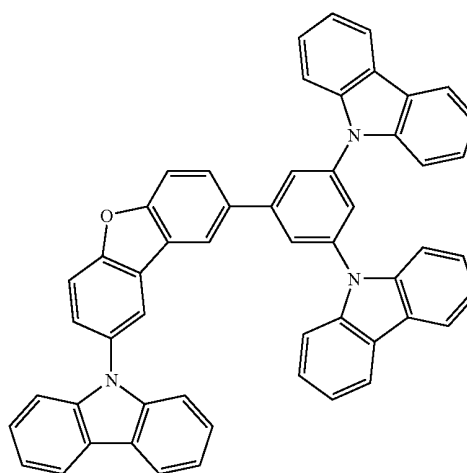
55

60

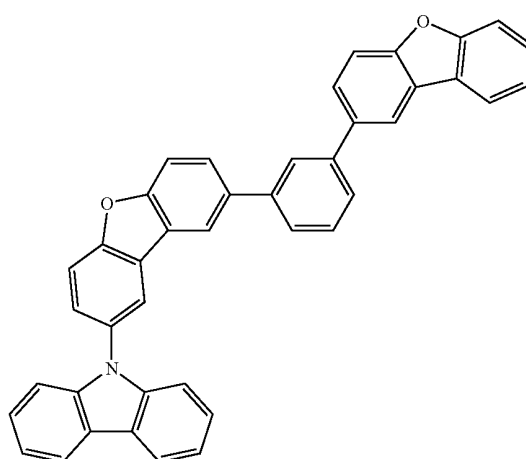
65



No. 8

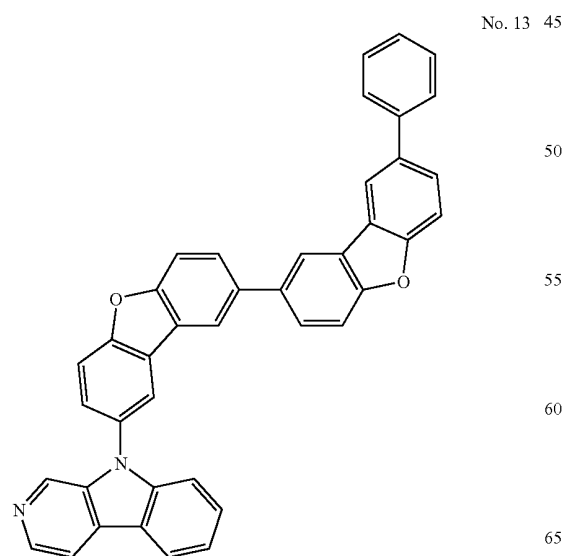
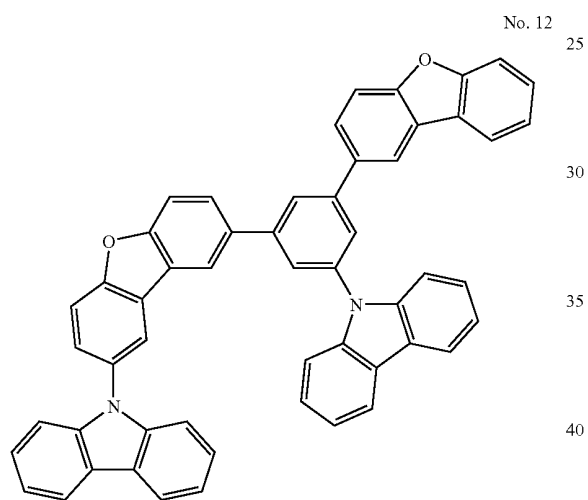
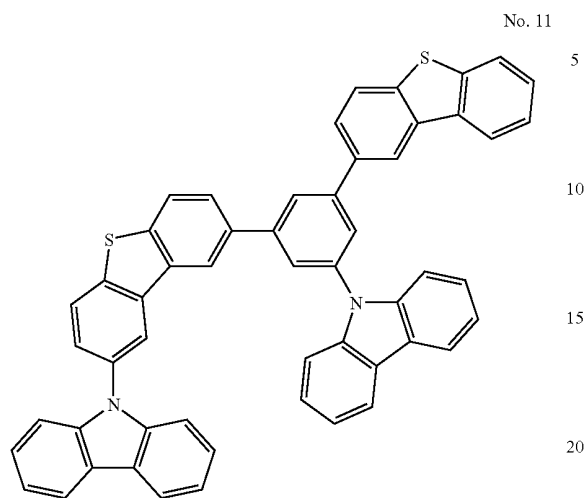


No. 9

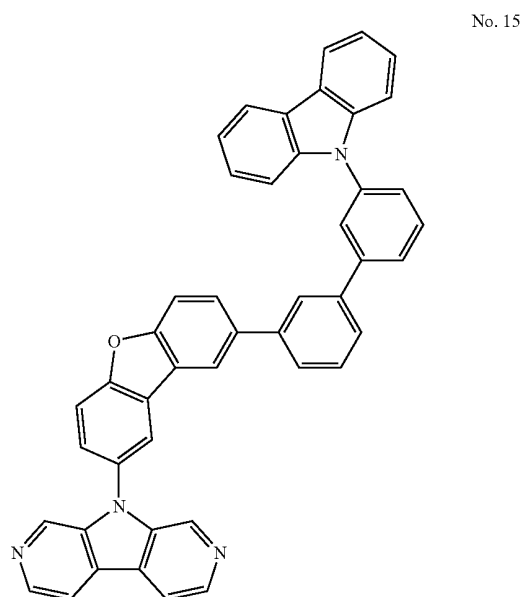
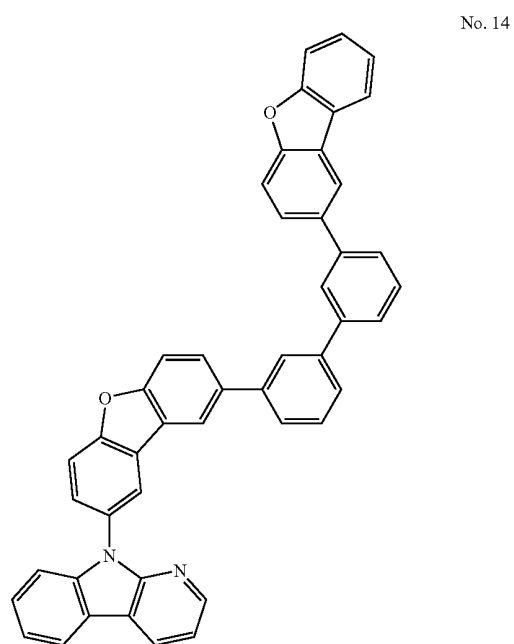


No. 10

19
-continued

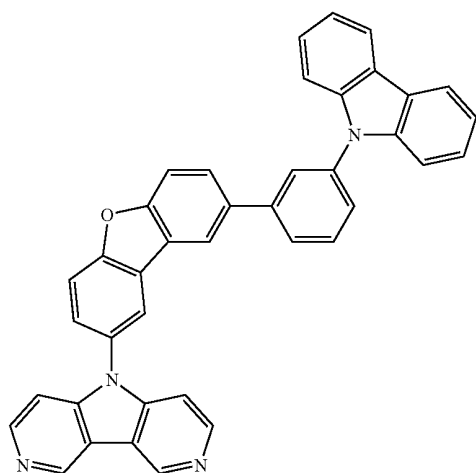


20
-continued



21

-continued



No. 16 5

10

15

20

25

30

35

40

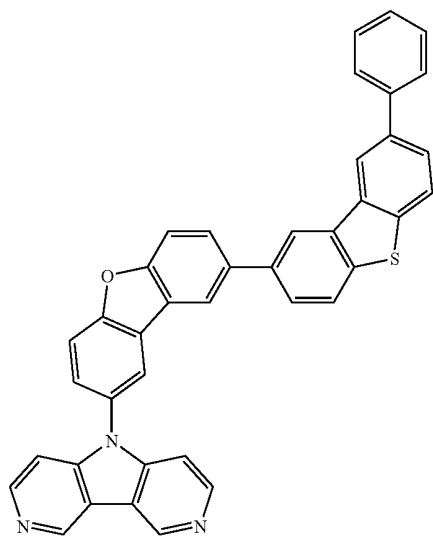
No. 17 45

50

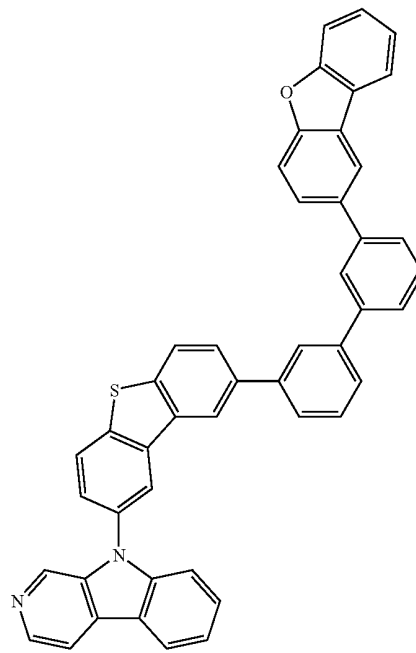
55

60

65

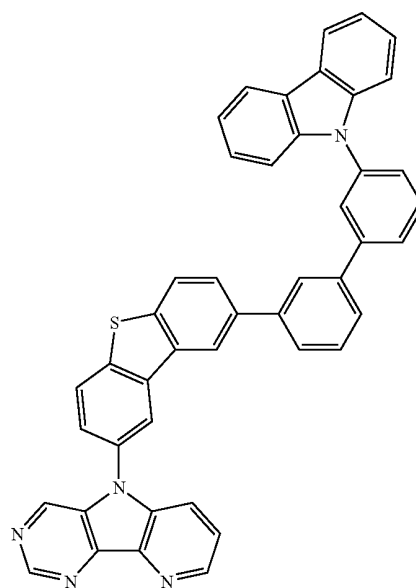
**22**

-continued



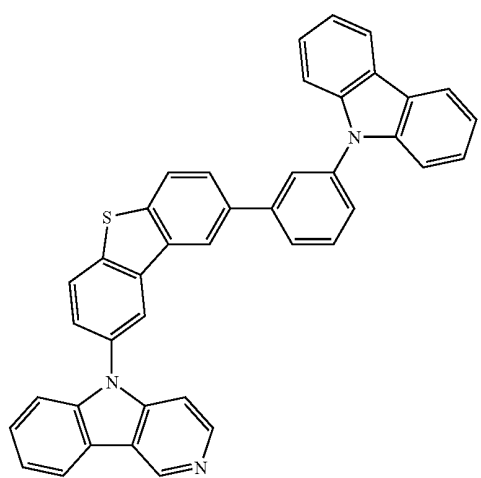
No. 18

No. 19

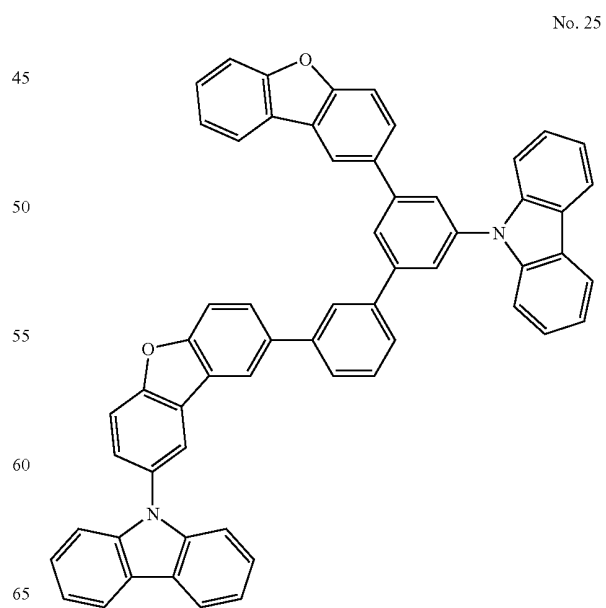
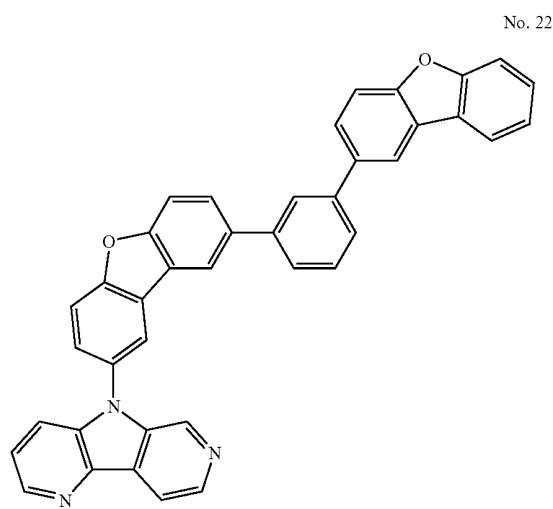
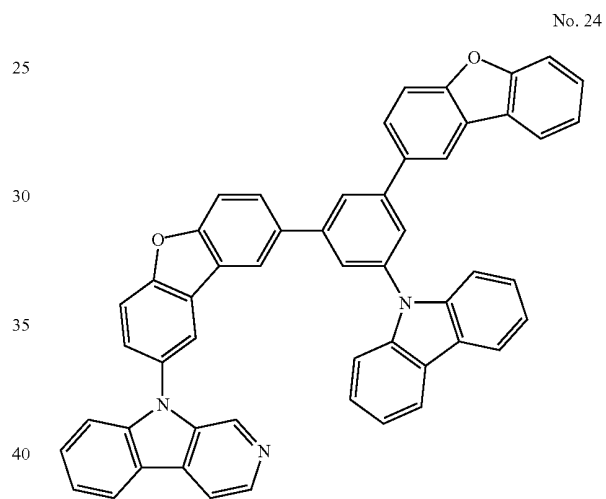
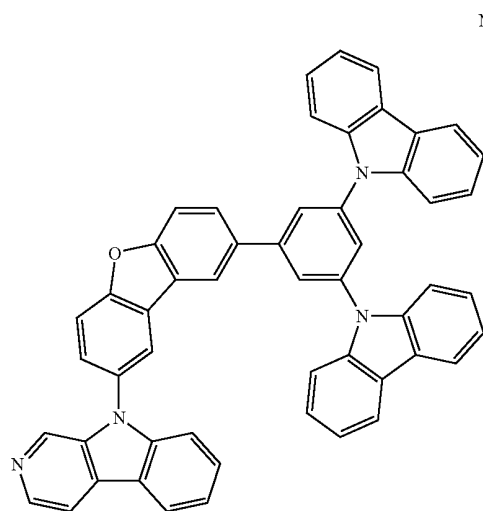
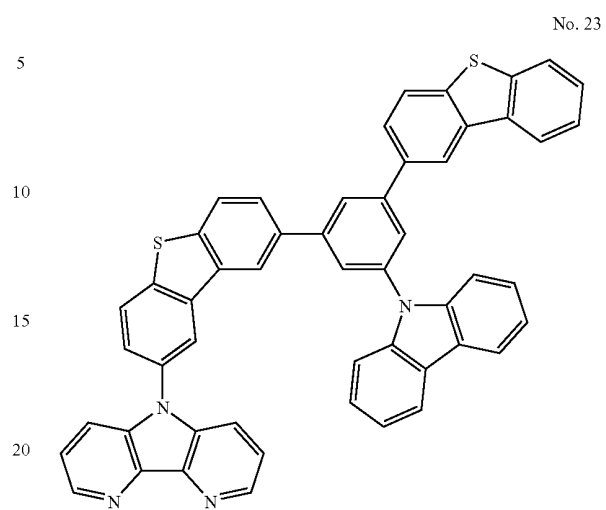


23

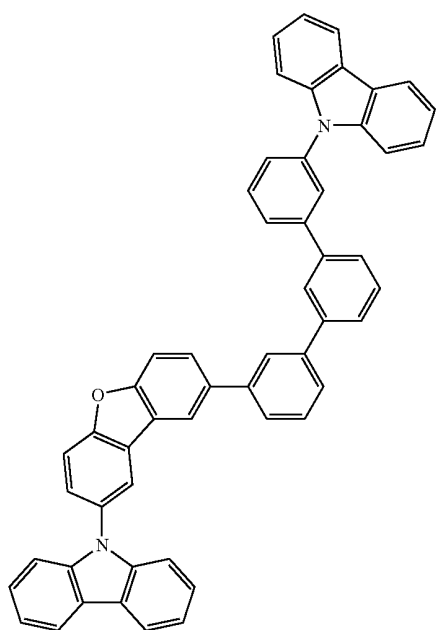
-continued

**24**

-continued



25
-continued



26
-continued

No. 26

5

10

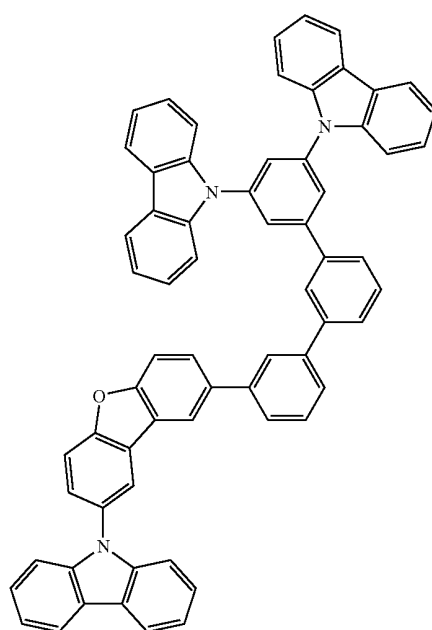
15

20

25

30

35



No. 28

No. 27

40

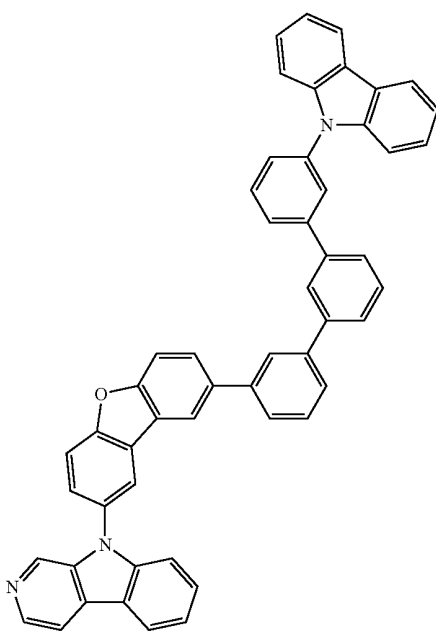
45

50

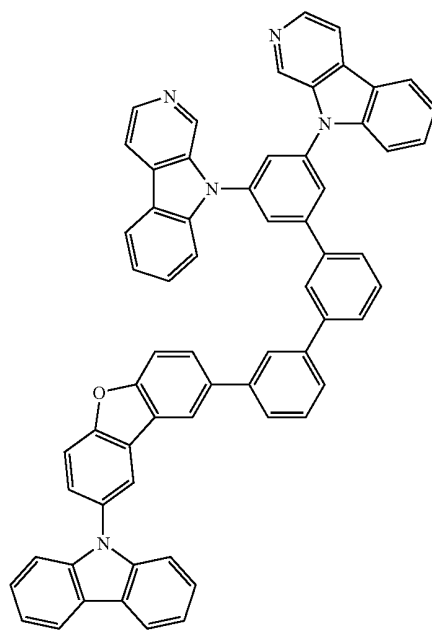
55

60

65

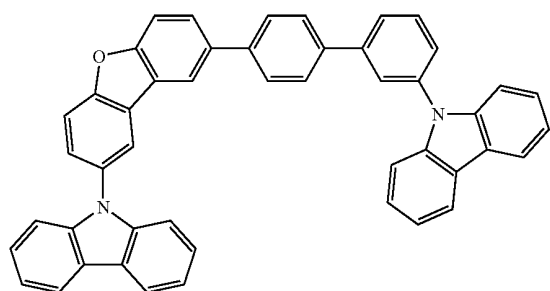
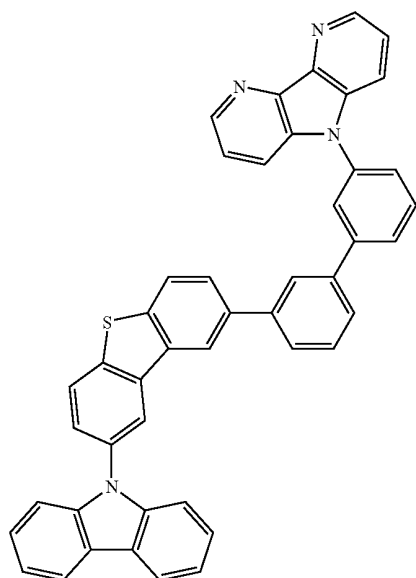
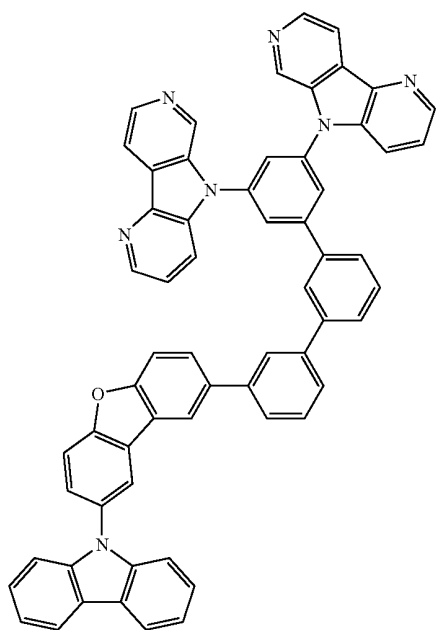


No. 29



27

-continued

**28**

-continued

No. 30

5

10

15

20

25

No. 31

30

35

40

45

50

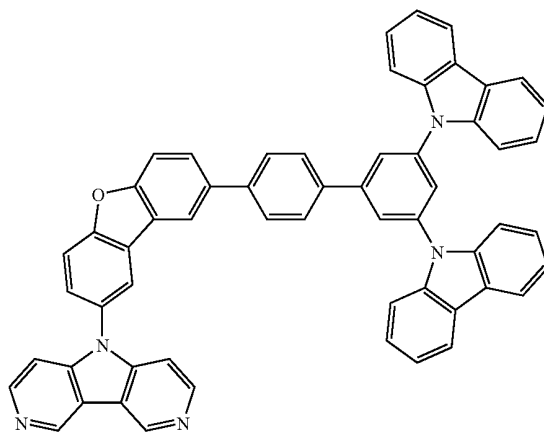
No. 32

55

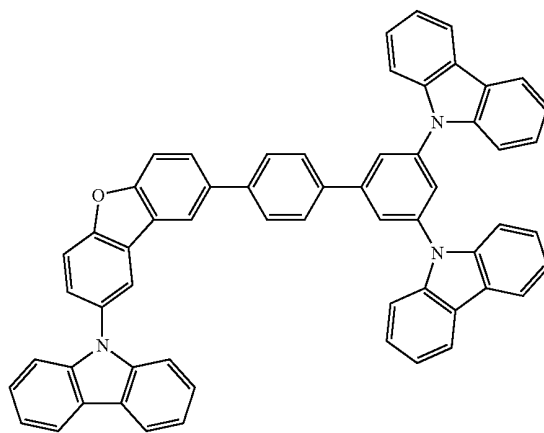
60

65

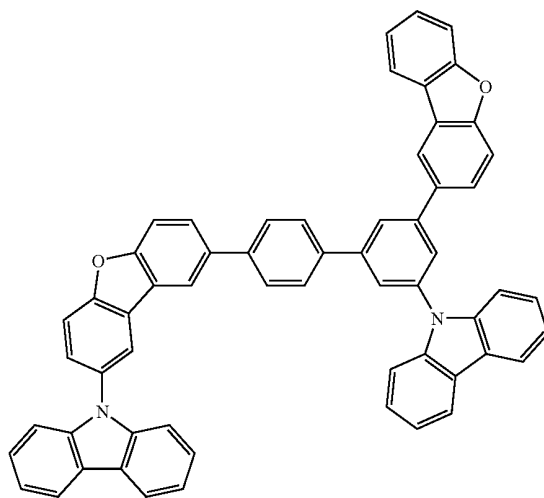
No. 33



No. 34



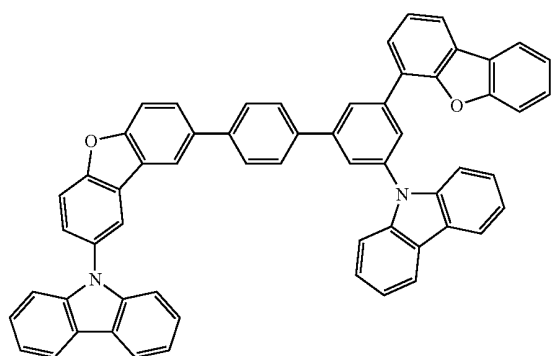
No. 35



29

-continued

No. 36



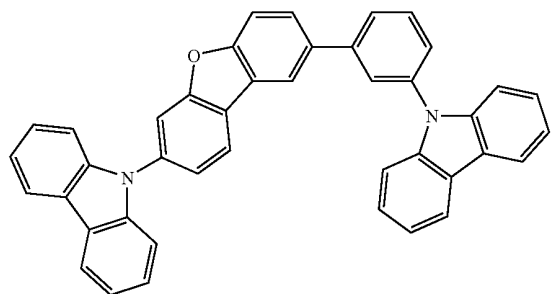
5

10

15

20

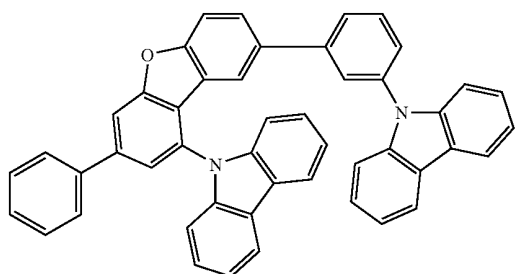
No. 39



25

30

No. 40

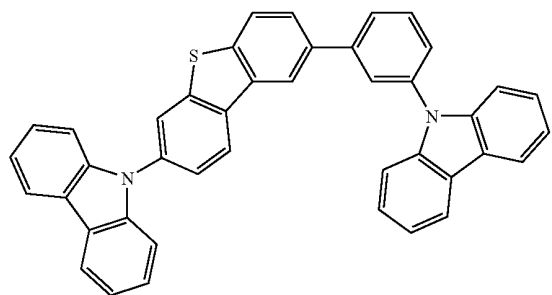


40

45

50

No. 42



55

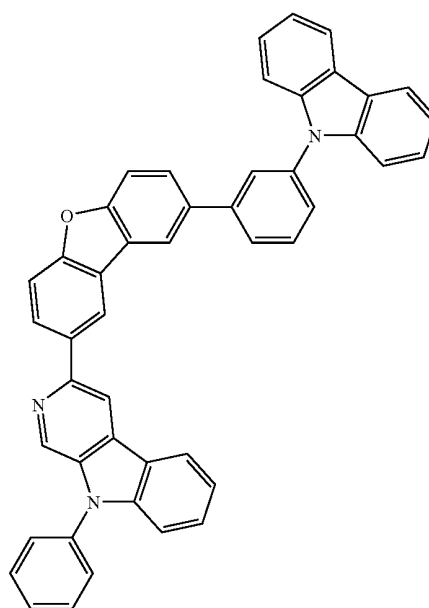
60

65

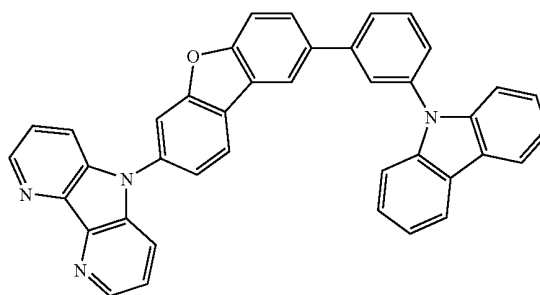
30

-continued

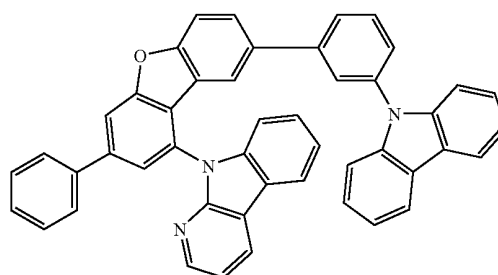
No. 43



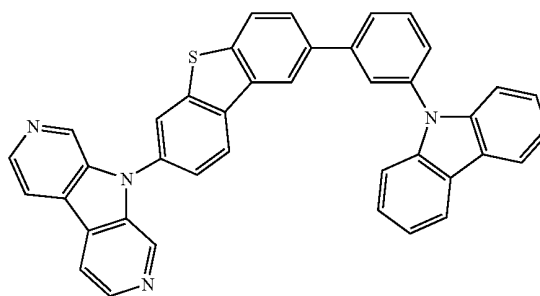
No. 45



No. 46

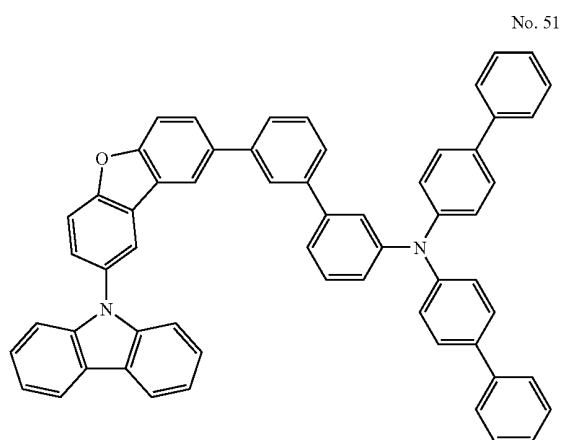
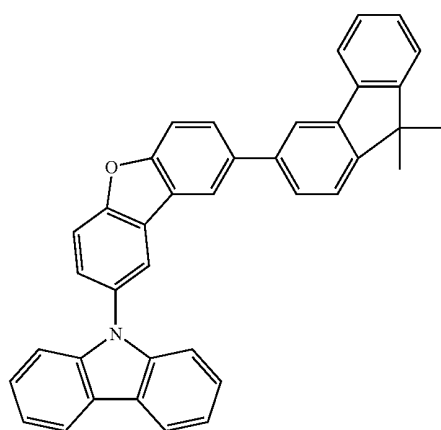
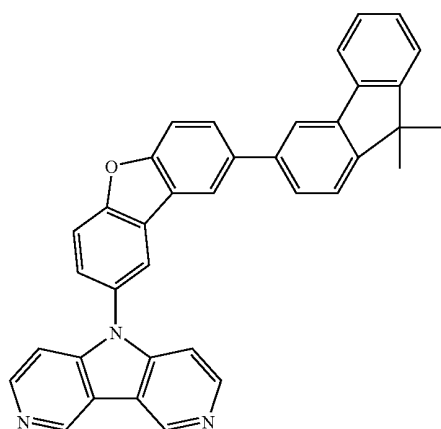


No. 48

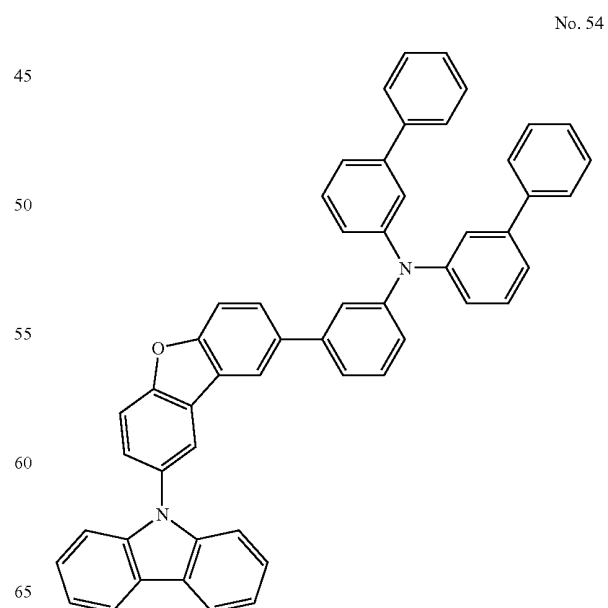
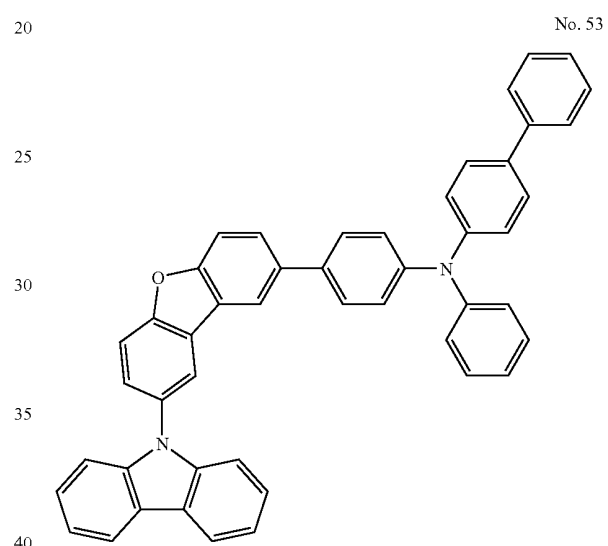
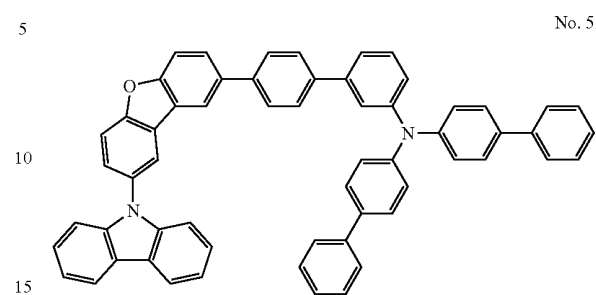


31

-continued

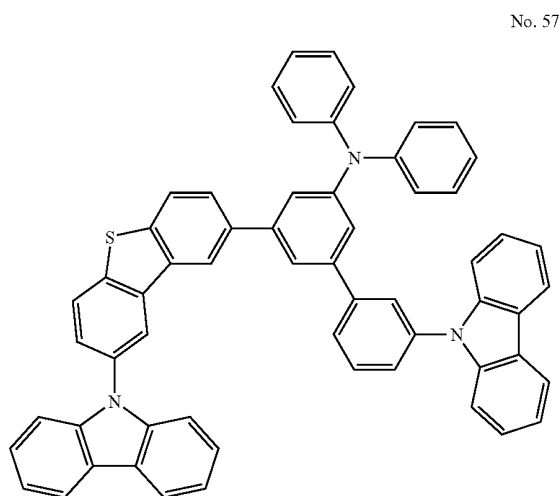
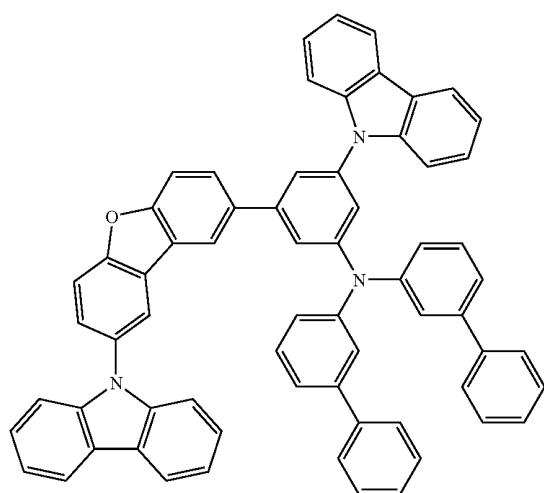
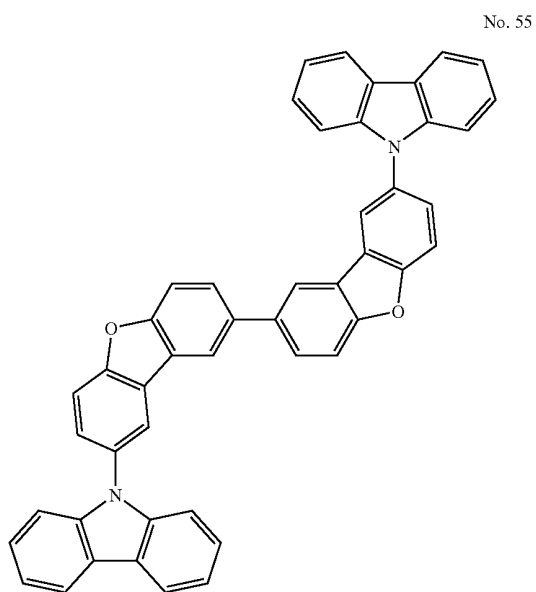
**32**

-continued

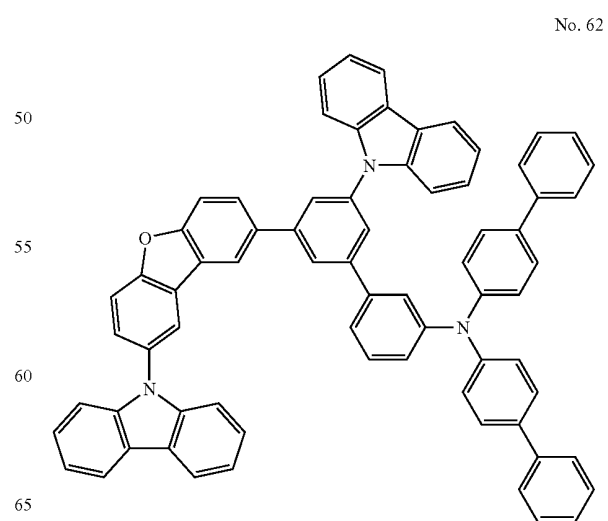
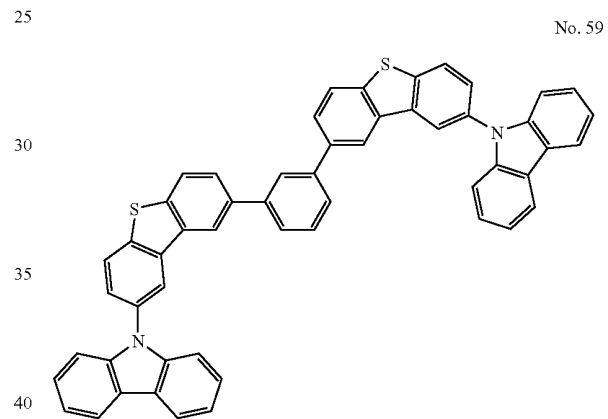
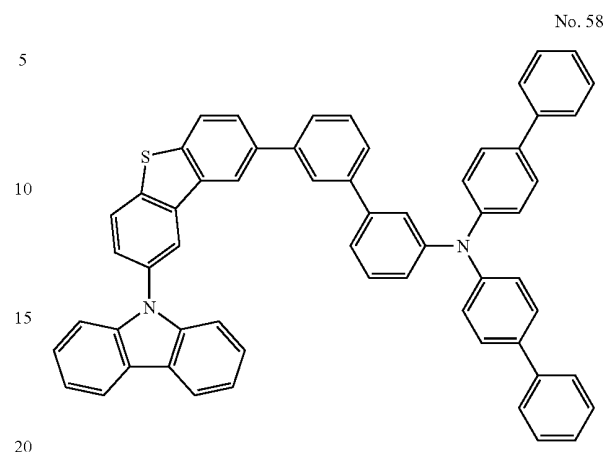


33

-continued

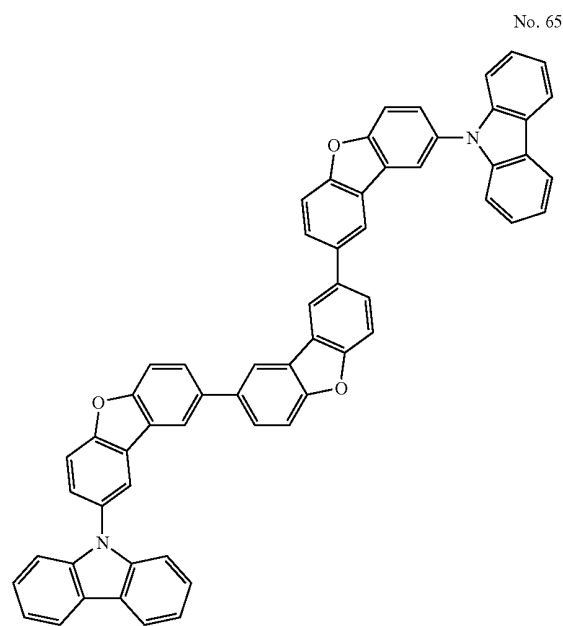
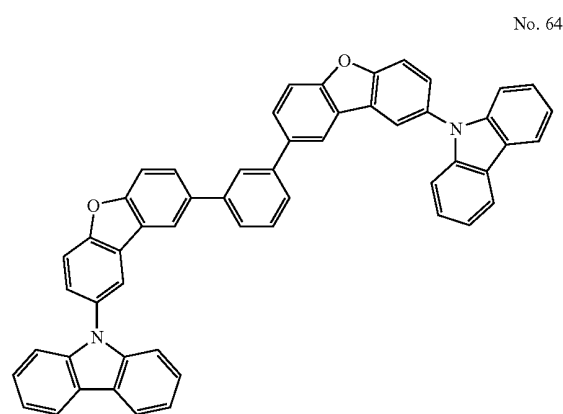
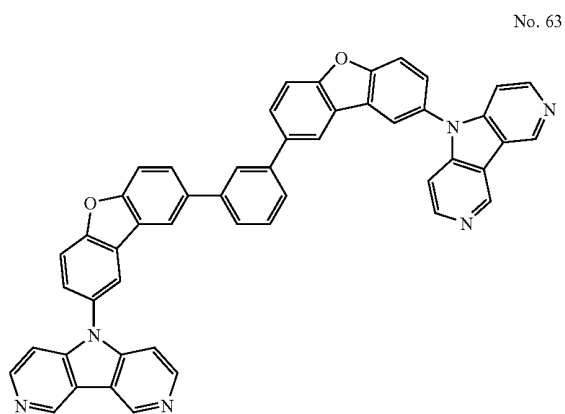
**34**

-continued



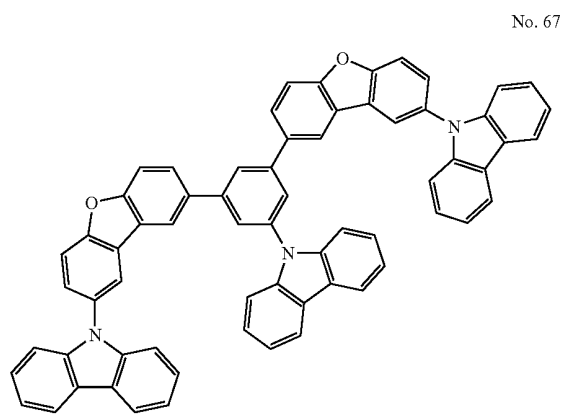
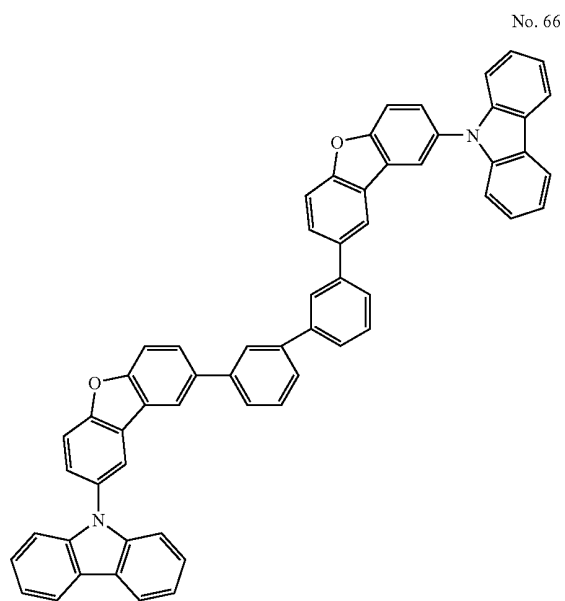
35

-continued

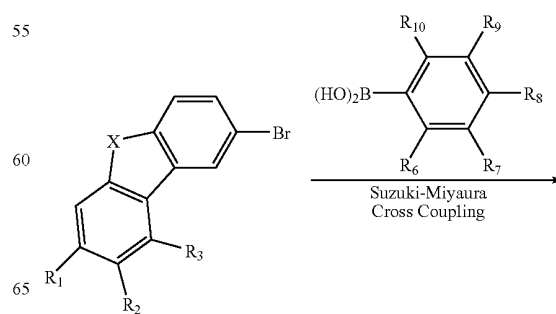


36

-continued

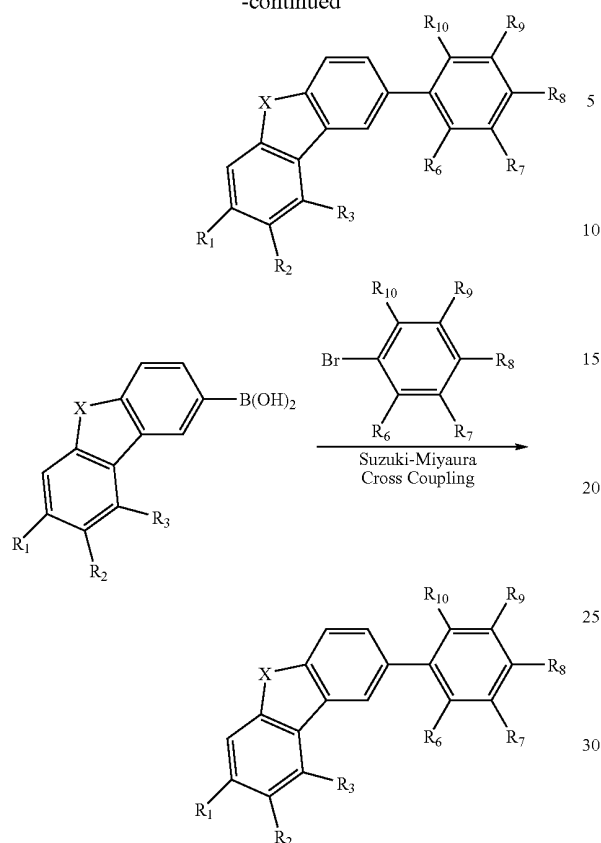


The compounds of the formula 1 may be easily synthesized by Suzuki-Miyaura reaction between an organic boronic acid and an aryl halide according to the following reaction scheme.



37

-continued



The material for organic EL devices of the present invention are preferably used as a host material for the light emitting layer and a hole transporting material.

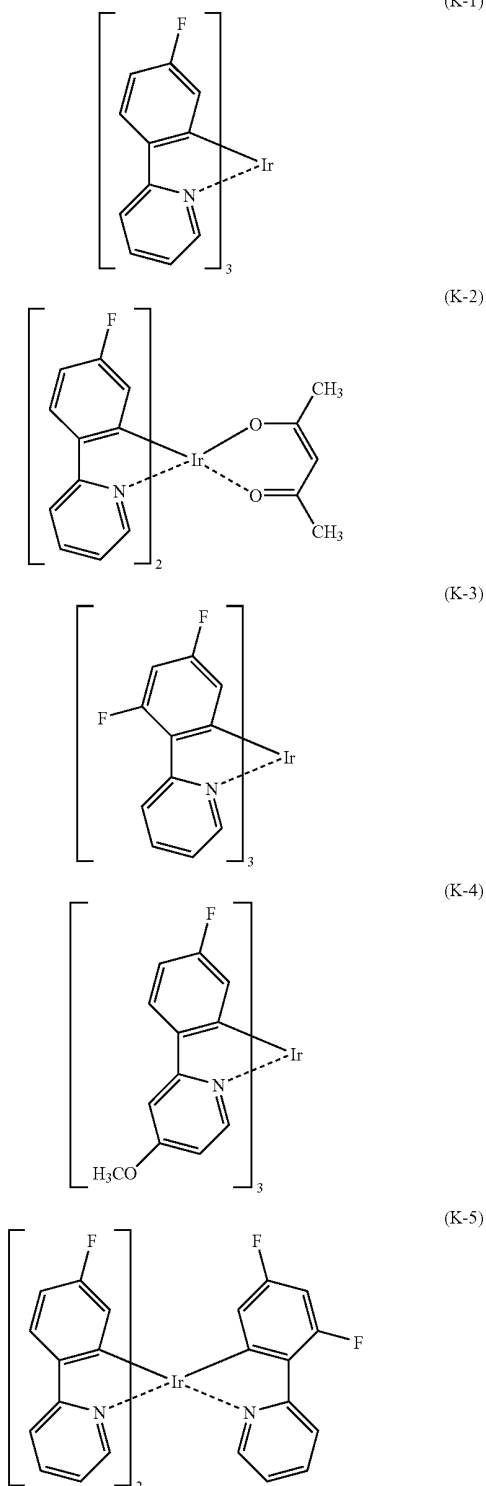
The organic EL devices of the present invention will be described below. The organic EL devices have an organic thin film having one or more layers between the cathode and the anode. At least one of the layers of the organic thin film is a light emitting layer which comprises a host material for use in combination with at least one phosphorescent metal complex. At least one layer of the organic thin film contains the material for organic EL devices of the present invention.

The multi-layered organic EL devices have a multi-layered laminate structure such as anode/hole transporting layer (hole injecting layer)/light emitting layer/cathode, anode/light emitting layer/electron transporting layer (electron injecting layer)/cathode, anode/hole transporting layer (hole injecting layer)/light emitting layer/electron transporting layer (electron injecting layer)/cathode, and anode/hole transporting layer (hole injecting layer)/light emitting layer/hole barrier layer/electron transporting layer (electron injecting layer)/cathode.

The light emitting layer of the organic EL devices preferably contains the material for organic EL devices as the host material. Further, the light emitting layer comprises a host material, preferably the material for organic EL devices, and a phosphorescent material. Preferred examples of the phosphorescent material are compounds containing iridium (Ir), osmium (Os) or platinum (Pt) because of their high quantum yield of phosphorescence and their capability of enhancing the external quantum efficiency of light emitting devices, with metal complexes such as iridium complexes, osmium

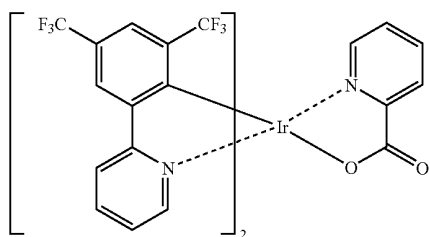
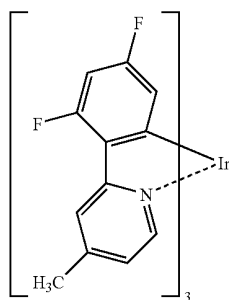
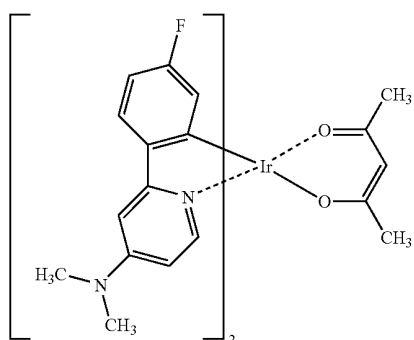
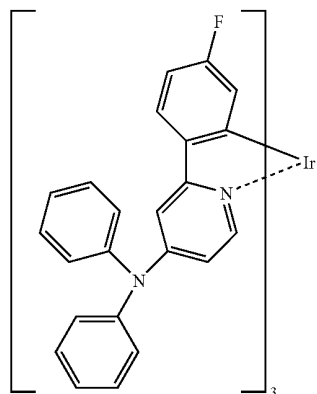
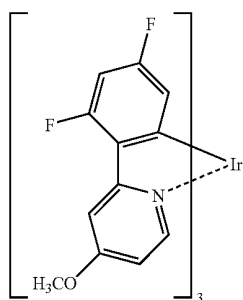
38

complexes and platinum complexes being more preferred, iridium complexes and platinum complexes being still more preferred, and ortho-metallated iridium complexes being most preferred. Preferred examples of the ortho-metallated iridium complexes are shown below.



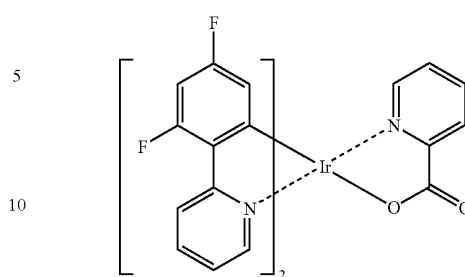
39

-continued

**40**

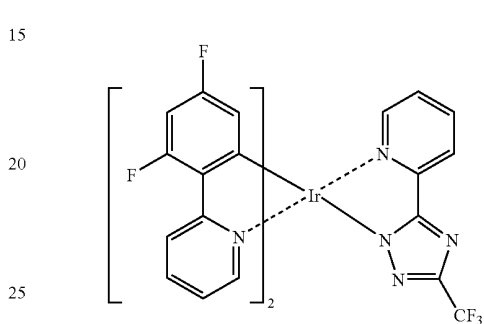
-continued

(K-6)



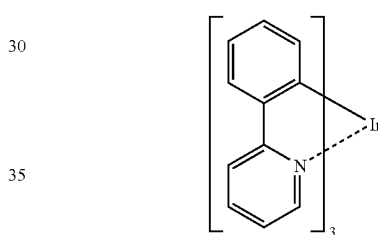
(K-11)

(K-7)



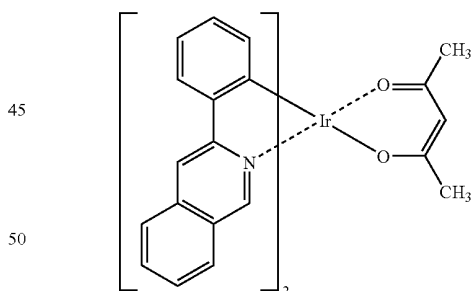
(K-12)

(K-8)



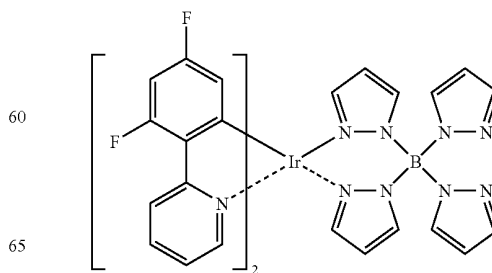
(K-13)

(K-9)



(K-14)

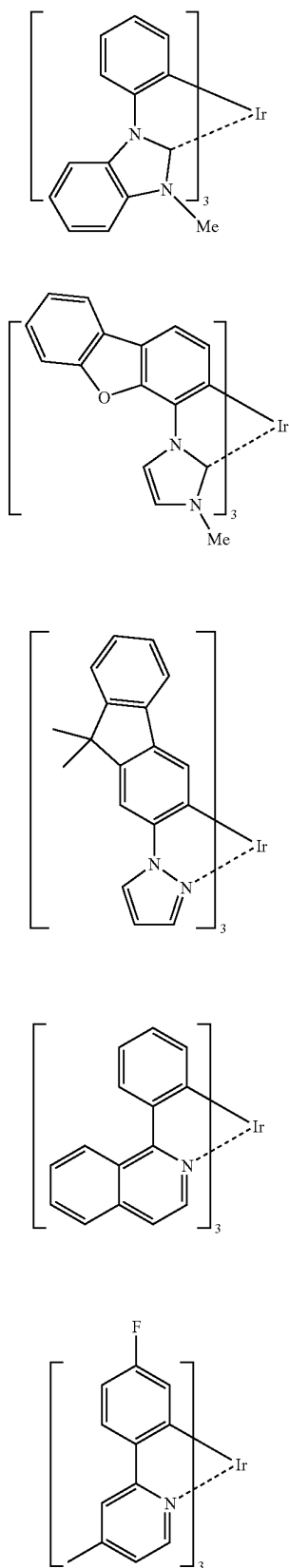
(K-10)



(K-15)

41

-continued



42

-continued

(K-21)

(K-16)

5

10

(K-17)

15

In another preferred embodiment of the organic EL devices, the light emitting layer contains the host material and a phosphorescent material, for example, a blue-light emitting metal complex having a maximum emitting wavelength of 500 nm or less. Examples of the blue-light emitting metal complex include K-1, K-2, K-3, K-10, K-11, K-12, K-15, K-16, K-17, K-20, and K-21 described above.

Still another preferred organic EL device includes a hole transporting layer (hole injecting layer) which contains the material for organic EL devices of the invention.

(K-18)

In the organic EL devices of the invention, a reducing dopant is preferably added to the interfacial region between the cathode and the organic thin film layer. Examples of the reducing dopant include at least one compound selected from alkali metals, alkali metal complexes, alkali metal compounds, alkaline earth metals, alkaline earth metal complexes, alkaline earth metal compounds, rare earth metals, rare earth metal complexes, and rare earth metal compounds.

Examples of the alkali metals include Na (work function: 2.36 eV), K (work function: 2.28 eV), Rb (work function: 2.16 eV), and Cs (work function: 1.95 eV), with those having a work function of 2.9 eV or less being particularly preferred. Preferred is K, Rb or Cs, more preferred is Rb or Cs, and most preferred is Cs.

Examples of the alkaline earth metals include Ca (work function: 2.9 eV), Sr (work function: 2.0 to 2.5 eV), and Ba (work function: 2.52 eV), with those having a work function of 2.9 eV or less being particularly preferred.

(K-19)

Examples of the rare earth metals include Sc, Y, Ce, Tb and Yb, with those having a work function of 2.9 eV or less being particularly preferred.

Particularly, the preferred metals mentioned above having a high reducing ability. Therefore, a relatively small amount of addition thereof to the electron injecting zone improves the luminance of emission and prolongs the lifetime.

Examples of the alkali metal compounds include alkali oxides such as Li_2O , Cs_2O and K_2O and alkali halides such as LiF , NaF , CsF and KF , with LiF , Li_2O and NaF being preferred.

(K-20)

Examples of the alkaline earth metal compounds include BaO , SrO , CaO and mixtures thereof such as $\text{Ba}_x\text{Sr}_{1-x}\text{O}$ ($0 < x < 1$) and $\text{Ba}_x\text{Ca}_{1-x}\text{O}$ ($0 < x < 1$), with BaO , SrO and CaO being preferred.

Examples of the rare earth metal compounds include YbF_3 , ScF_3 , ScO_3 , Y_2O_3 , Ce_2O_3 , GdF_3 and TbF_3 , with YbF_3 , ScF_3 , and TbF_3 being preferred.

The alkali metal complexes, alkaline earth metal complexes and rare earth metal complexes are not particularly limited as long as containing at least one metal ions selected from alkali metal ions, alkaline earth metal ions and rare earth metal ions. Examples of the ligand preferably include, but not limited to, quinolinol, benzoquinolinol, acridinol,

phenanthridinol, hydroxyphenyloxazole, hydroxyphenylthiazole, hydroxydiaryloxadiazole, hydroxydiarylthiadiazole, hydroxyphenylpyridine, hydroxyphenylbenzimidazole, hydroxybenzotriazole, hydroxyfulborane, bipyridine, phenanthroline, phthalocyanine, porphyrin, cyclopentadiene, β -diketones, azomethines, and derivatives thereof.

The reducing dopant is added to the interfacial region preferably in the form of layers or islands by a resistance-heating vapor deposition in which the reducing dopant is vapor-deposited while vapor-depositing an organic material (a light emitting material or an electron injecting material for forming the interfacial region) at the same time, thereby dispersing the reducing dopant in the organic material. The dispersion concentration is 100:1 to 1:100, preferably 5:1 to 1:5 when expressed by a molar ratio of the the organic material to the reducing dopant.

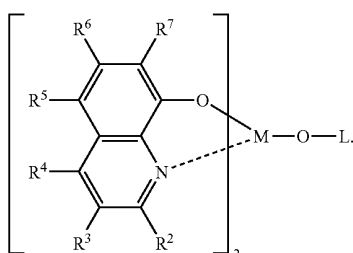
When adding the reducing dopant in the form of layer, the reducing dopant is solely vapor-deposited by the resistance-heating vapor deposition into a layer preferably having a thickness of 0.1 to 15 nm after forming an interfacial organic layer from a light emitting material or an electron injecting material.

When adding the reducing dopant in the form of islands, the reducing dopant is solely vapor-deposited by the resistance-heating vapor deposition into a form of islands preferably having a thickness of 0.05 to 1 nm after forming an interfacial organic layer from a light emitting material or an electron injecting material.

The molar ratio of the main components of the organic EL devices of the invention (light emitting material and electron injecting material) and the reducing dopant is preferably 5:1 to 1:5 and more preferably 2:1 to 1:2.

In still another preferred embodiment of the invention, the organic EL device has an electron injecting layer between the light emitting layer and the cathode, and the electron injecting layer mainly comprises a nitrogen-containing cyclic derivative which is different from the organic EL material of the present invention. The electron transporting material for the electron injecting layer is preferably an aromatic heterocyclic compound having one or more heteroatoms in its molecule, particularly an aromatic nitrogen-containing cyclic compound.

For example, the aromatic nitrogen-containing cyclic compound is preferably a nitrogen-containing, cyclic metal chelate complex represented by the following formula A:



In the formula A, R^2 to R^7 are each independently hydrogen atom, halogen atom, oxy group, or amino group or hydrocarbon group having 1 to 40 carbon atoms, each being optionally substituted.

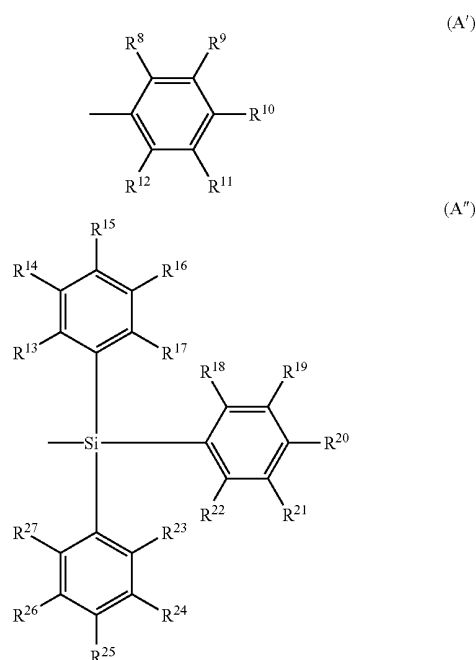
Examples of the halogen atom are the same as mentioned above. Examples of the amino group which is optionally

substituted include the same groups which are recited as the alkylamino group, arylamino group, and aralkylamino group mentioned above.

Example of the hydrocarbon group having 1 to 40 carbon atoms include alkyl group, alkenyl group, cycloalkyl group, alkoxy group, aryl group, heterocyclic group, aralkyl group, aryloxy group, and alkoxycarbonyl group, each being optionally substituted. Examples of the alkyl group, alkenyl group, cycloalkyl group, alkoxy group, aryl group, heterocyclic group, aralkyl group, and aryloxy group are the same as those mentioned above. The alkoxycarbonyl group is represented by $-\text{COOY}'$ wherein Y' is the same alkyl group as mentioned above.

M in the formula A is aluminum (Al), gallium (Ga) or indium (In), with In being preferred.

L in the formula A is a group represented by the following formula A' or A'':

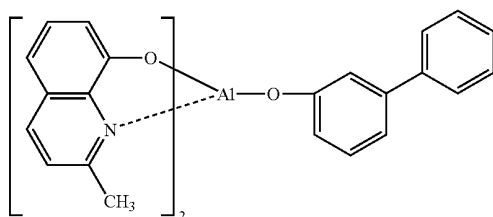
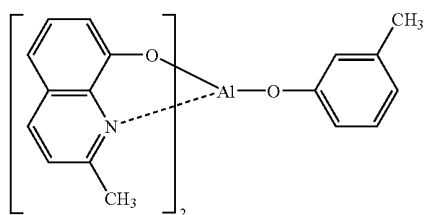
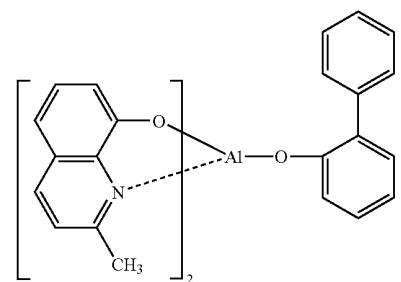
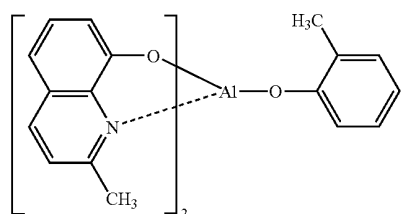
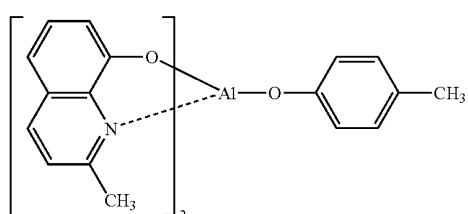
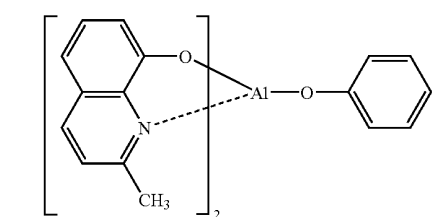


wherein R^8 to R^{12} are each independently hydrogen atom or hydrocarbon group having 1 to 40 carbon atoms which is optionally substituted, the groups adjacent to each other optionally forming a ring structure. R^{13} to R^{27} are each independently hydrogen atom or hydrocarbon group having 1 to 40 carbon atoms which is optionally substituted, the groups adjacent to each other optionally forming a ring structure.

Examples of the hydrocarbon group having 1 to 40 carbon atoms of the formulae A' and A'' are the same groups as those recited for R^2 to R^7 . Examples of the bivalent group which is formed by the adjacent groups of R^8 to R^{12} or R^{13} to R^{27} for forming a ring structure include tetramethyle group, pentamethylene group, hexamethyle group, diphenylmethane-2,2'-diyl group, diphenylethane-3,3'-diyl group, and diphenylpropane-4,4'-diyl group.

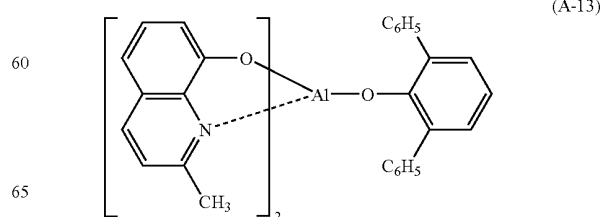
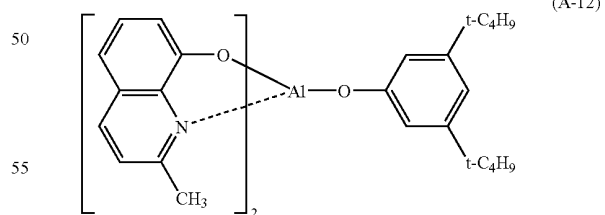
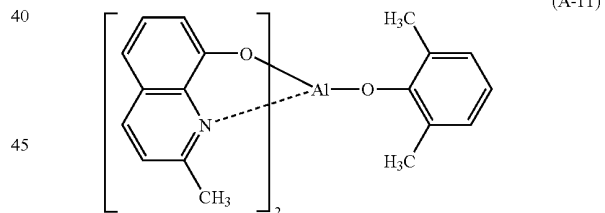
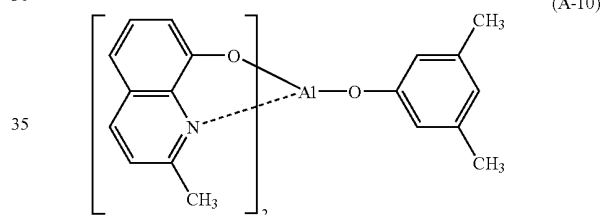
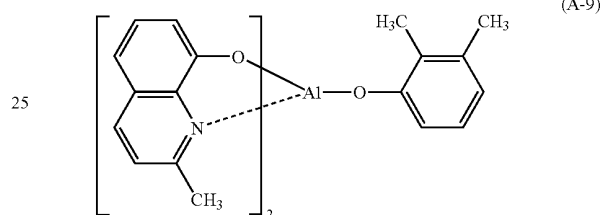
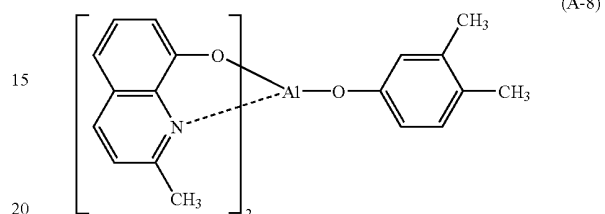
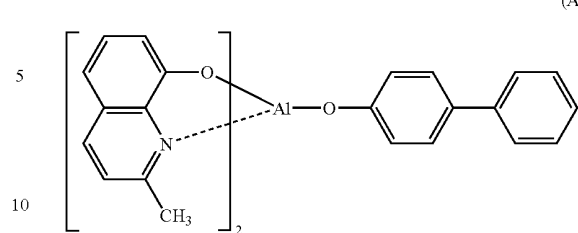
Specific examples of the nitrogen-containing, cyclic metal chelate complex are shown below, although not limited thereto.

45



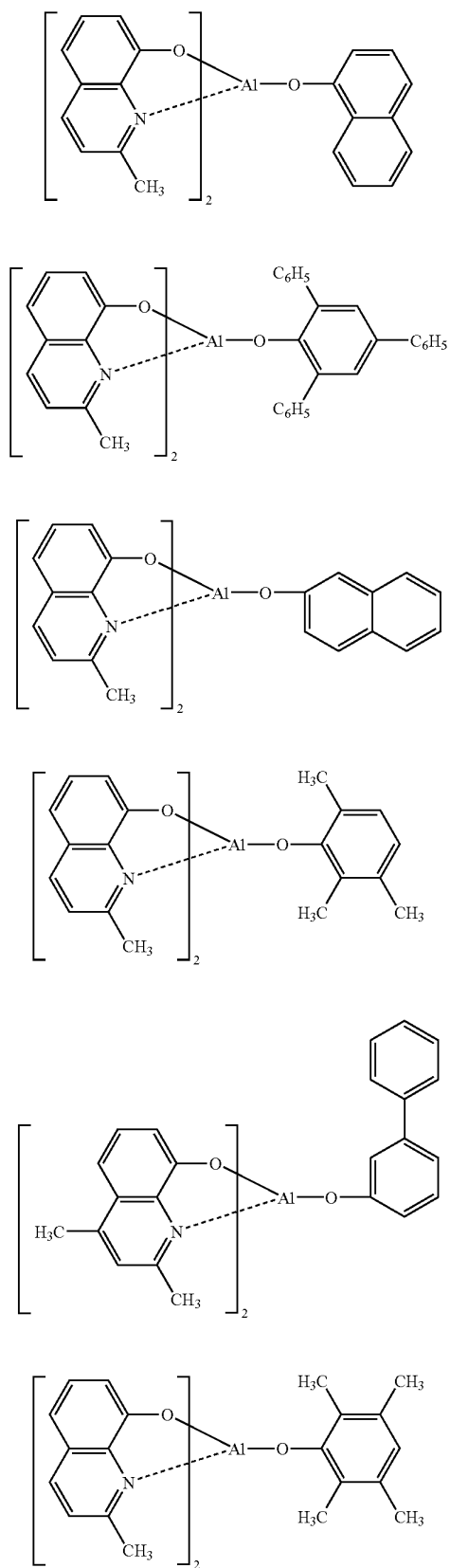
46

-continued

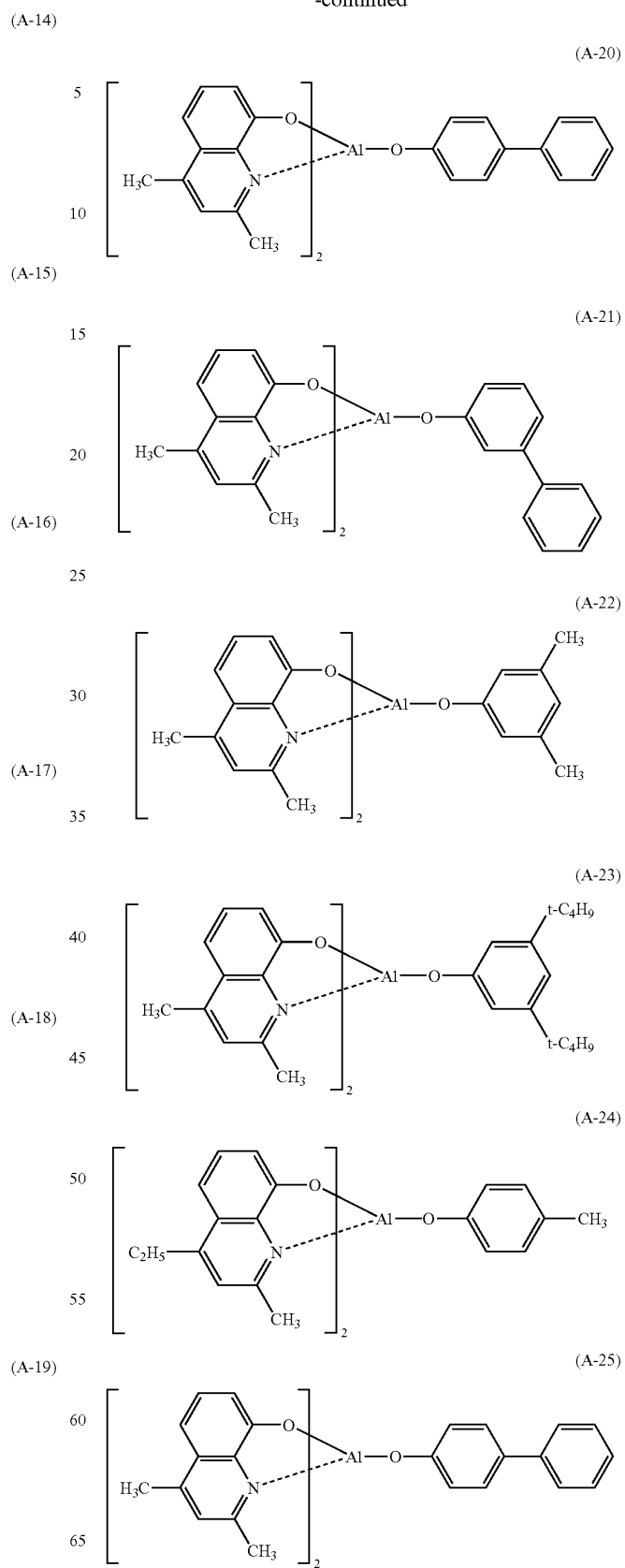


47

-continued

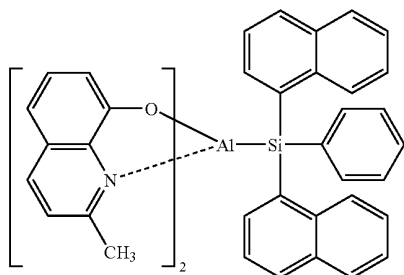
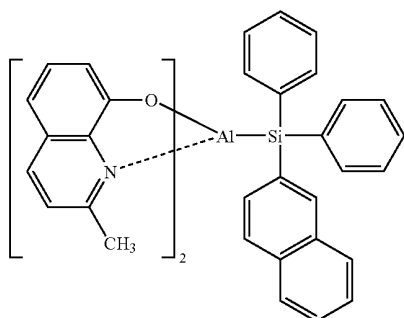
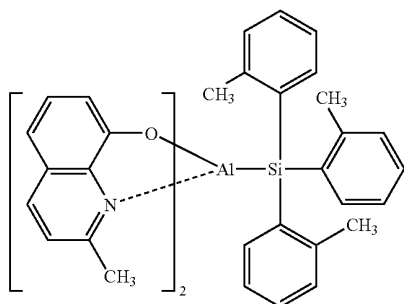
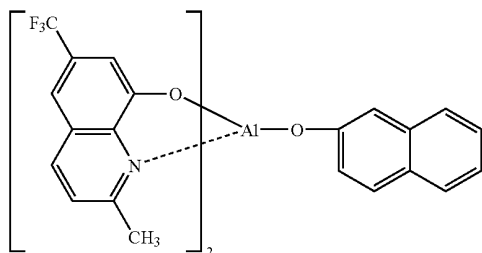
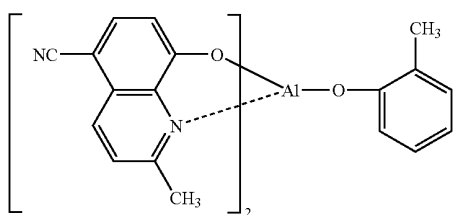
**48**

-continued



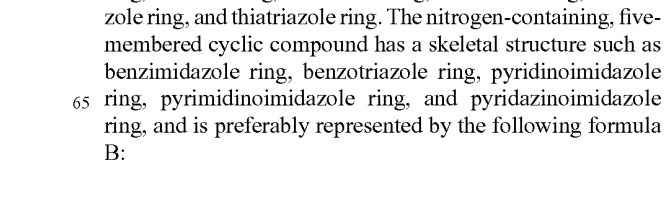
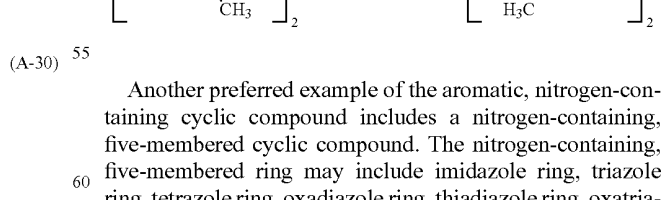
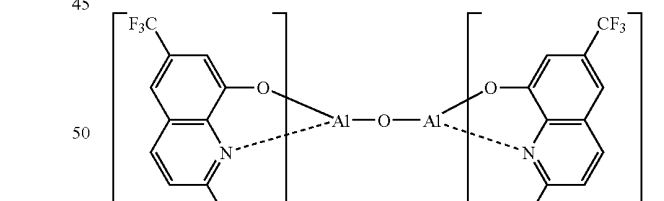
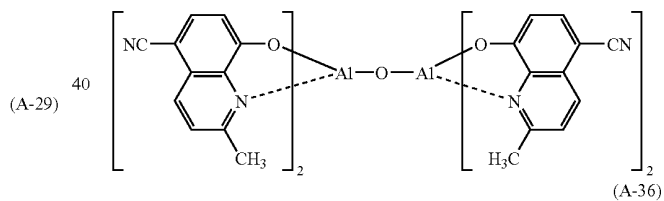
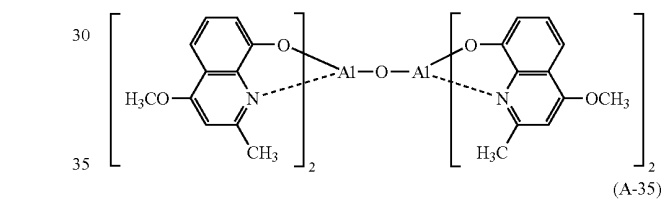
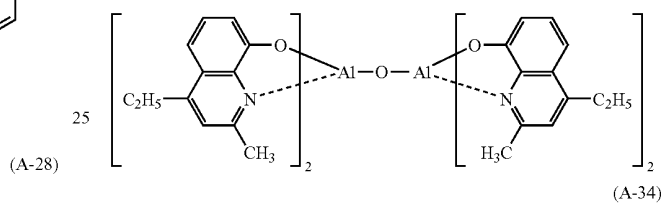
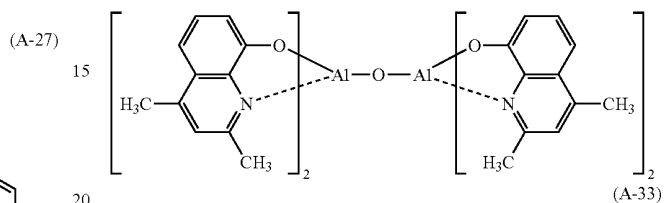
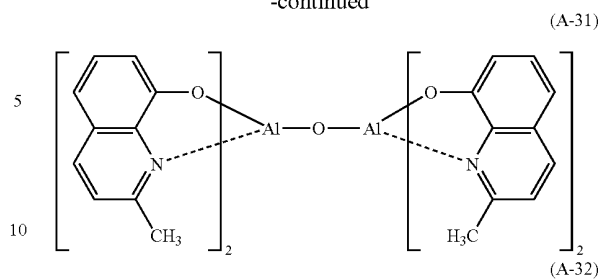
49

-continued



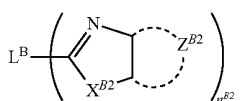
50

-continued



Another preferred example of the aromatic, nitrogen-containing cyclic compound includes a nitrogen-containing, five-membered cyclic compound. The nitrogen-containing, five-membered ring may include imidazole ring, triazole ring, tetrazole ring, oxadiazole ring, thiadiazole ring, oxatriazole ring, and thiatriazole ring. The nitrogen-containing, five-membered cyclic compound has a skeletal structure such as benzimidazole ring, benzotriazole ring, pyridinoimidazole ring, pyrimidinoimidazole ring, and pyridazinoimidazole ring, and is preferably represented by the following formula B:

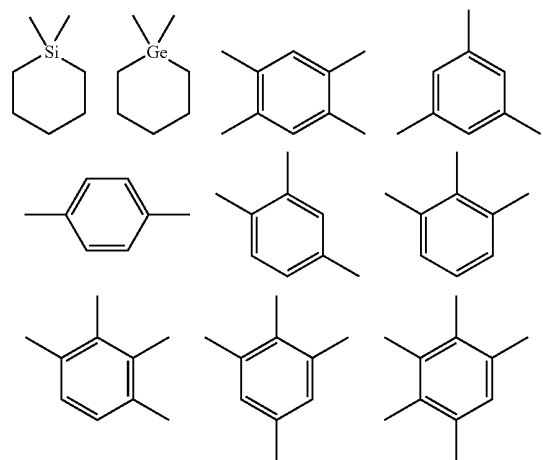
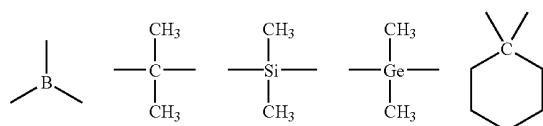
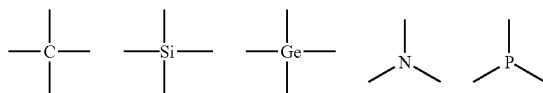
51



In the formula B, L^B is a mono- to tetravalent bonding group such as carbon atom, silicon atom, nitrogen atom, boron atom, oxygen atom, sulfur atom, metal (barium, beryllium, etc.), aromatic hydrocarbon ring, and heteroaromatic ring, with carbon atom, nitrogen atom, silicon atom, boron atom, oxygen atom, sulfur atom, aryl group and heteroaromatic group being preferred, and carbon atom, silicon atom, aryl group and heteroaromatic group being more preferred.

The aryl group or heteroaromatic group for L^B may be substituted. The substituent group is preferably alkyl group, alkenyl group, alkynyl group, aryl group, amino group, alkoxy group, aryloxy group, acyl group, alkoxycarbonyl group, aryloxycarbonyl group, acyloxy group, acylamino group, alkoxycarbonylamino group, aryloxycarbonylamino group, sulfonylamino group, sulfamoyl group, carbamoyl group, alkylthio group, arylthio group, sulfonyl group, halogen atom, cyano group, or heteroaromatic group; more preferably alkyl group, aryl group, alkoxy group, aryloxy group, halogen atom, cyano group, or heteroaromatic group; still more preferably alkyl group, aryl group, alkoxy group, aryloxy group, or heteroaromatic group; and particularly preferably alkyl group, aryl group, alkoxy group, or heteroaromatic group.

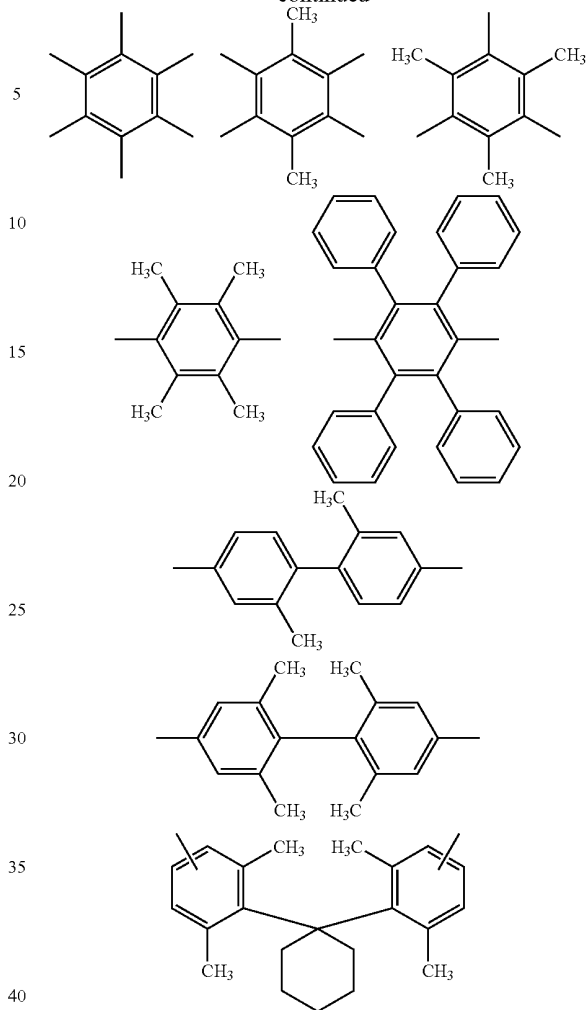
Preferred examples of L^B are shown below.



52

-continued

(B)



X^{B2} in the formula B is $-O-$, $-S-$ or $=N-R^{B2}$, preferably $-O-$ or $=N-R^{B2}$, and more preferably $=N-R^{B2}$. R^{B2} is hydrogen atom, aliphatic hydrocarbon group, aryl group or heterocyclic group.

The aliphatic hydrocarbon group for R^{B2} may be linear, branched or cyclic and includes alkyl groups having preferably 1 to 20 carbon atoms, more preferably 1 to 12 carbon atoms and particularly preferably 1 to 8 carbon atoms such as methyl, ethyl, isopropyl, t-butyl, n-octyl, n-decyl, n-hexadecyl, cyclopropyl, cyclopentyl, and cyclohexyl; alkenyl groups having preferably 2 to 20 carbon atoms, more preferably 2 to 12 carbon atoms and particularly preferably 2 to 8 carbon atoms such as vinyl, allyl, 2-butenyl, and 3-pentenyl; and alkynyl groups having preferably 2 to 20 carbon atoms, more preferably 2 to 12 carbon atoms and particularly preferably 2 to 8 carbon atoms such as propargyl and 3-pentynyl, with alkyl groups being preferred.

The aryl group for R^{B2} is a non-condensed or condensed aryl group and has preferably 6 to 30 carbon atoms, more preferably 6 to 20 carbon atoms and still more preferably 6 to 12 carbon atoms. Examples thereof include phenyl, 2-methylphenyl, 3-methylphenyl, 4-methylphenyl, 2-methoxyphenyl, 3-trifluoromethylphenyl, pentafluorophenyl, 1-naphthyl, and 2-naphthyl.

53

The heterocyclic group for R^{B2} is a non-condensed or condensed heterocyclic group, preferably a heteroaromatic group having at least one atom selected from nitrogen atom, oxygen atom, sulfur atom and selenium atom, and has preferably 1 to 20 carbon atoms, more preferably 1 to 12 carbon atoms and still more preferably 2 to 10 carbon atoms. Examples of the basic structure of the heterocyclic group include pyrrolidine, piperidine, piperazine, morpholine, thiophene, selenophene, furan, pyrrole, imidazole, pyrazole, pyridine, pyrazine, pyridazine, pyrimidine, triazole, triazine, indole, indazole, purine, thiazoline, thiazole, thiadiazole, oxazoline, oxazole, oxadiazole, quinoline, isoquinoline, phthalazine, naphthyridine, quinoxaline, quinazoline, cinnoline, pteridine, acridine, phenanthroline, phenazine, tetrazole, benzimidazole, benzoxazole, benzothiazole, benzotriazole, tetraazaindene, carbazole, and azepine, with furan, thiophene, pyridine, pyrazine, pyrimidine, pyridazine, triazine, quinoline, phthalazine, naphthyridine, quinoxaline, and quinazoline being preferred, furan, thiophene, pyridine, and quinoline being more preferred, and quinoline being still more preferred.

The aliphatic hydrocarbon group, aryl group and heterocyclic group for R^{B2} may be substituted. The substituent groups and preferred substituent groups are the same as the substituent groups for L^B mentioned above.

R^{B2} is preferably aliphatic hydrocarbon group, aryl group or heterocyclic group, more preferably aliphatic hydrocarbon group or aryl group (having preferably 6 to 30 carbon atoms, more preferably 6 to 20 carbon atoms, and still more preferably 6 to 12 carbon atoms), and still more preferably aliphatic hydrocarbon group (having preferably 1 to 20 carbon atoms, more preferably 1 to 12 carbon atoms, and still more preferably 2 to 10 carbon atoms).

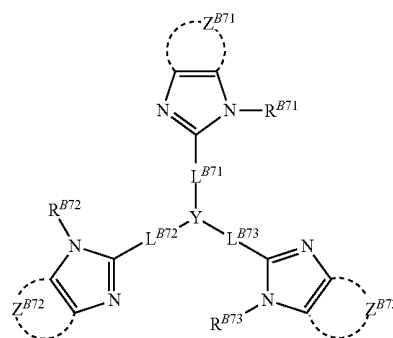
Z^{B2} is a group of atoms to form an aromatic ring. The aromatic ring formed by Z^{B2} is either of an aromatic hydrocarbon ring or a heteroaromatic ring. Examples thereof include benzene ring, pyridine ring, pyrazine ring, pyrimidine ring, pyridazine ring, triazine ring, pyrrole ring, furan ring, thiophene ring, selenophene ring, tellurophene ring, imidazole ring, thiazole ring, selenazole ring, tellurazole ring, thiadiazole ring, oxadiazole ring, and pyrazole ring, with benzene ring, pyridine ring, pyrazine ring, pyrimidine ring, and pyridazine ring being preferred, benzene ring, pyridine ring, and pyrazine ring being more preferred, benzene ring and pyridine ring being still more preferred, and pyridine ring being particularly preferred.

The aromatic ring formed by Z^{B2} may be fused with another ring to form a condensed ring and may be substituted. Examples of the substituent group are the same as the substituent groups for L^B and preferably alkyl group, alkenyl group, alkynyl group, aryl group, amino group, alkoxy group, aryloxy group, acyl group, alkoxycarbonyl group, aryloxy-carbonyl group, acyloxy group, acylamino group, alkoxycarbonylamino group, aryloxy-carbonylamino group, sulfonylamino group, sulfamoyl group, carbamoyl group, alkylthio group, arylthio group, sulfonyl group, halogen atom, cyano group, and heterocyclic group; more preferably alkyl group, aryl group, alkoxy group, aryloxy group, halogen atom, cyano group, and heterocyclic group; still more preferably alkyl group, aryl group, alkoxy group, aryloxy group, and heteroaromatic group; and particularly preferably alkyl group, aryl group, alkoxy group, and heteroaromatic group.

n^{B2} is an integer of 1 to 6, preferably an integer of 1 to 4, and still more preferably 2 or 3.

The nitrogen-containing five-membered cyclic compound of the formula B is preferably represented by the following formula B':

54



(B')

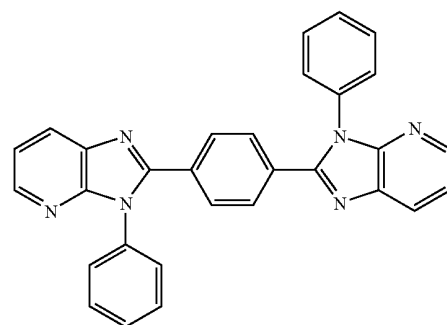
In the formula B', R^{B71} , R^{B72} , R^{B73} and their preferred examples are each independently the same as defined in R^{B2} of the formula B.

Z^{B71} , Z^{B72} , Z^{B73} and their preferred examples are each independently the same as defined in Z^{B2} of the formula B.

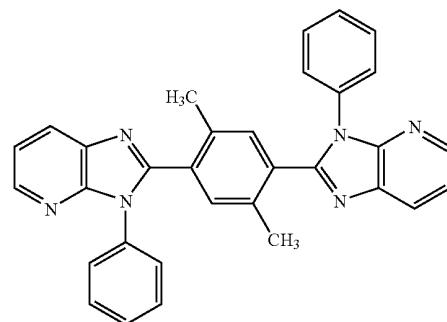
L^{B71} , L^{B72} and L^{B73} are each independently single bond or bivalent group as defined in L^B of the formula B, preferably single bond, bivalent aromatic hydrocarbon group, bivalent heteroaromatic group or bivalent bonding group composed of a combination thereof, with single bond being preferred. L^{B71} , L^{B72} and L^{B73} may be substituted. The substituent groups and preferred substituent groups are the same as the substituent groups for L^B of the formula B.

Y is nitrogen atom, 1,3,5-benzenetriyl group or 2,4,6-triazinetriyl group. The 1,3,5-benzenetriyl group may be substituted at 2,4,6-position, for example, by alkyl group, aromatic hydrocarbon group or halogen atom.

Specific examples of the nitrogen-containing five-membered cyclic compound of the formula B or B' are shown below, although not limited thereto.



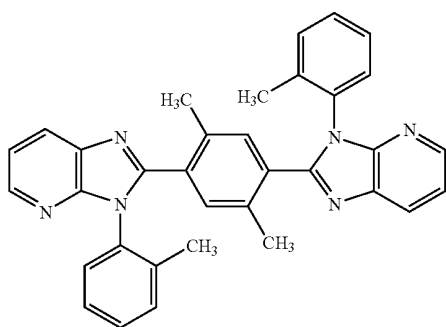
(B-1)



(B-2)

55

-continued

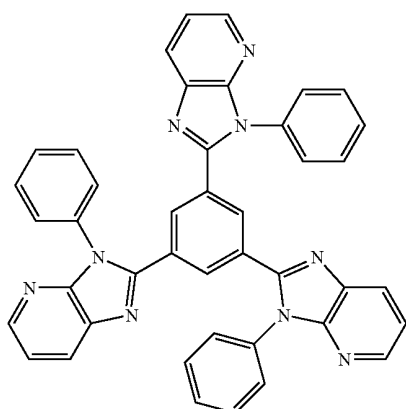


(B-3)

5

10

15



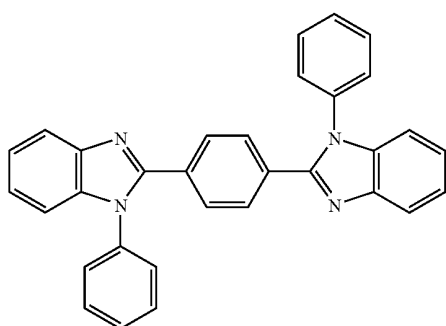
(B-4)

20

25

30

35

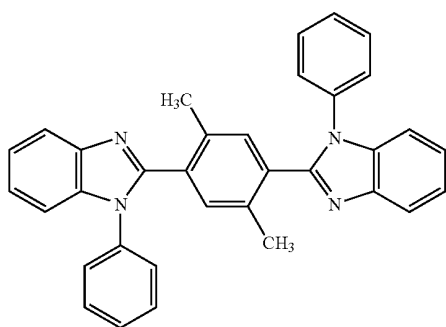


(B-5)

40

45

50



(B-6)

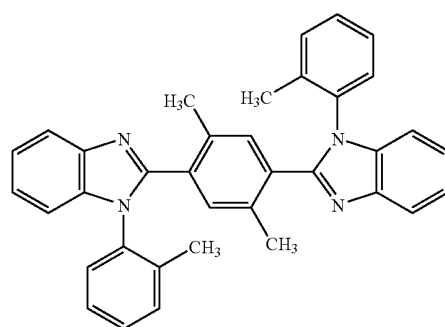
55

60

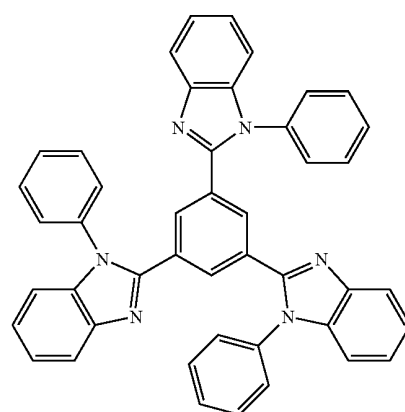
65

56

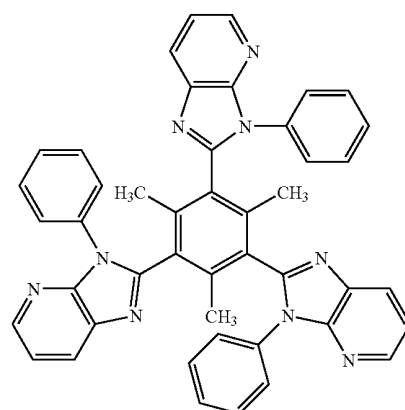
-continued



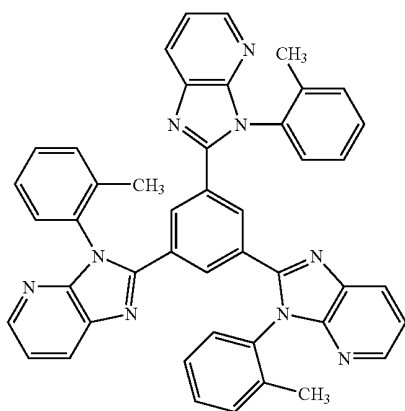
(B-7)



(B-8)



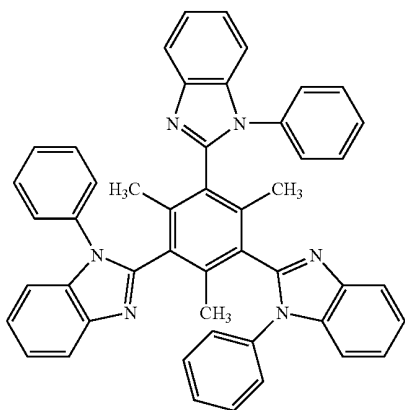
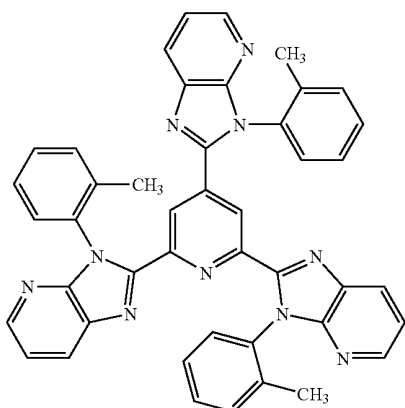
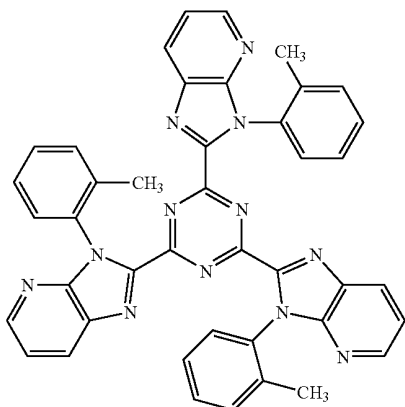
(B-9)



(B-10)

57

-continued



58

-continued

(B-14)

(B-11) 5

10

15

20

(B-12)

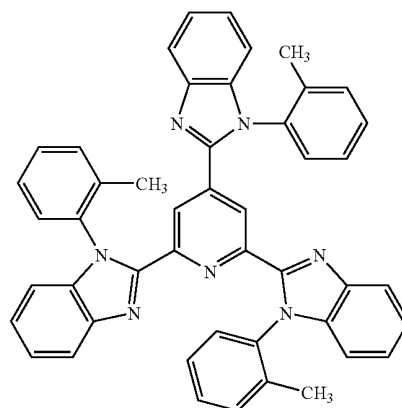
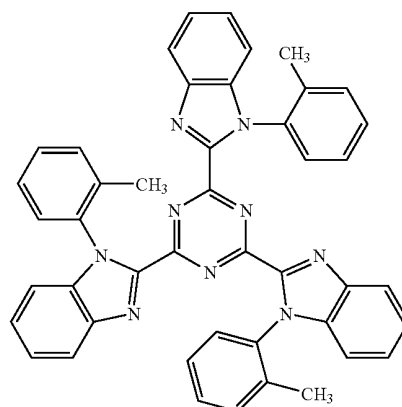
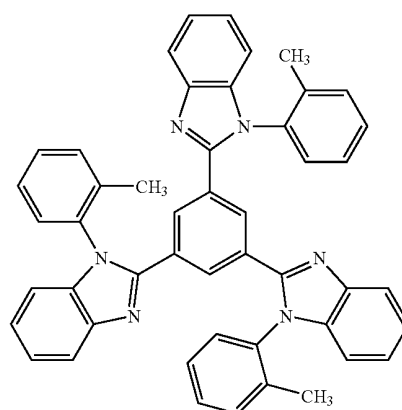
30

35

40

45

(B-13) 50

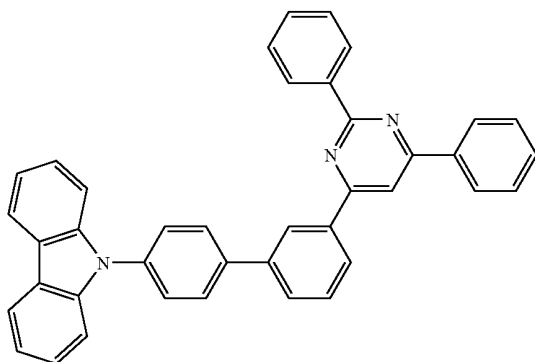
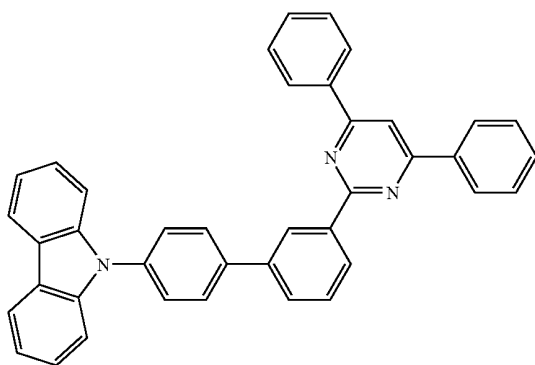
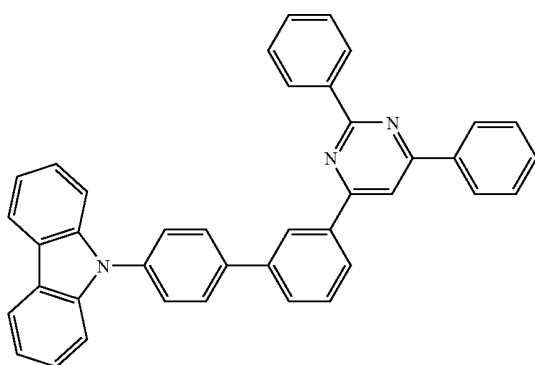
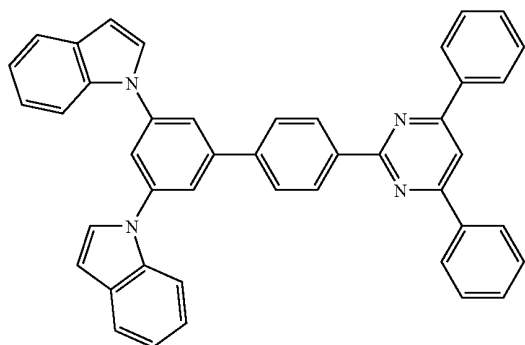


In addition to the aromatic, nitrogen-containing cyclic compound mentioned above, the compounds for forming the electron injecting layer and electron transporting layer may further include an electron-deficient, nitrogen-containing cyclic compound which has a structure combining an electron-deficient, nitrogen-containing 5- or 6-membered cyclic skeleton with a substituted or non-substituted indole skeleton, substituted or non-substituted carbazole skeleton, or substituted or non-substituted azacarbazole skeleton. Preferred electron-deficient, nitrogen-containing 5 or 6-membered cyclic skeleton includes each skeleton of pyridine, pyrimidine, pyrazine, triazine, triazole, oxadiazole, pyrazole, imidazole, quinoxaline, pyrrole, and a condensed skeleton thereof such as benzimidazole and imidazopyridine. The combination between the pyridine, pyrimidine, pyrazine or

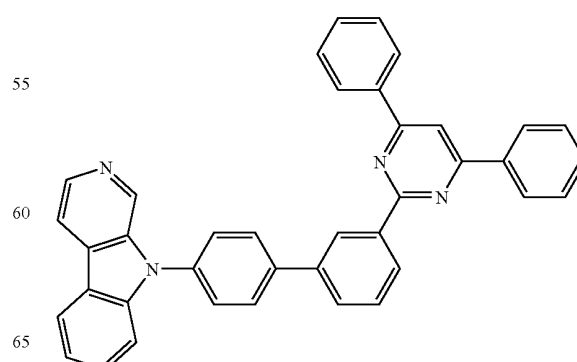
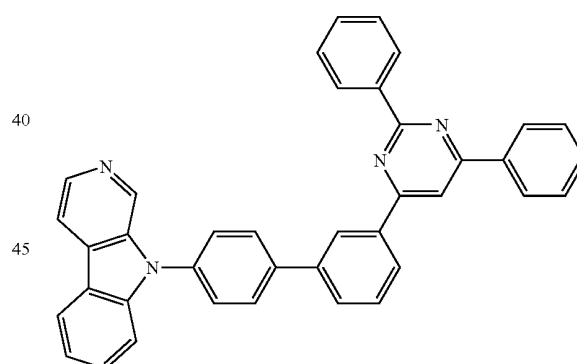
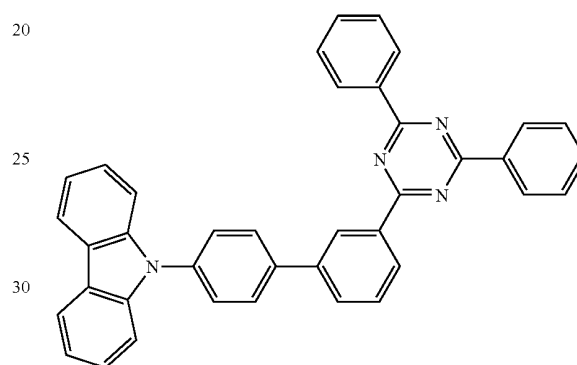
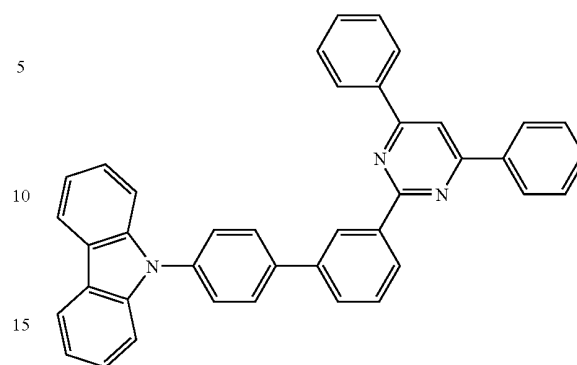
59

triazine skeleton with the carbazole, indole, azacarbazole or quinoxaline skeleton is preferred. Each skeleton may be either substituted or not substituted.

Examples of the electron-deficient, nitrogen-containing cyclic compound are shown below.

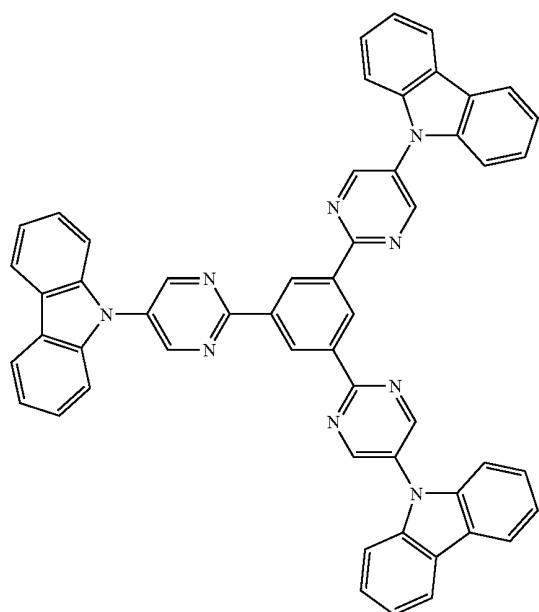
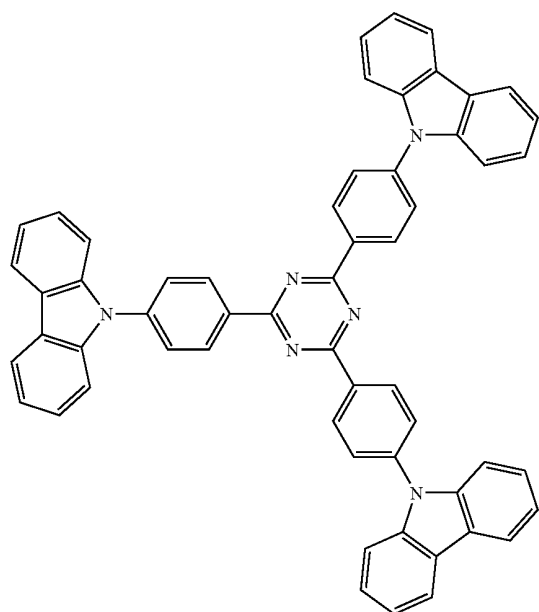
**60**

-continued

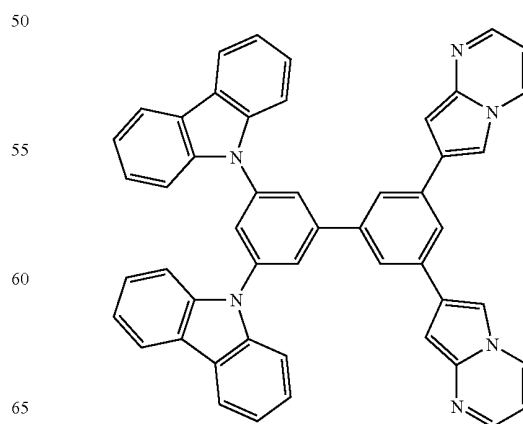
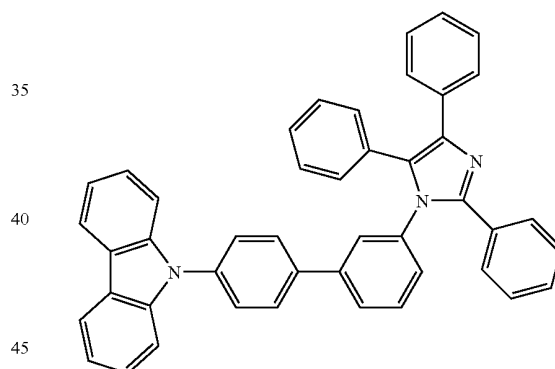
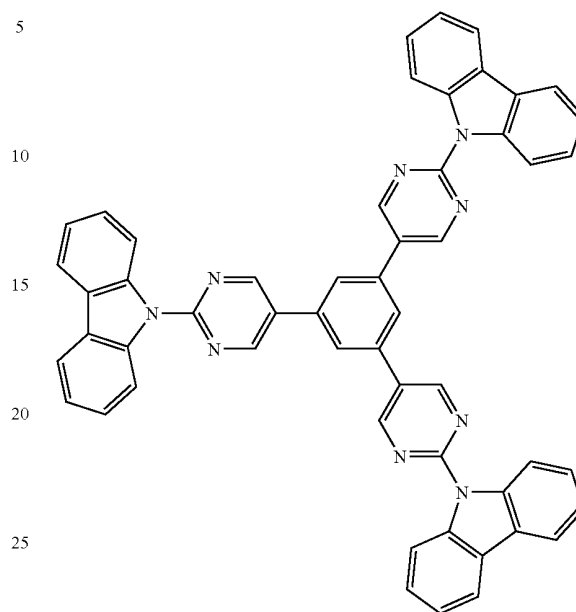


61

-continued

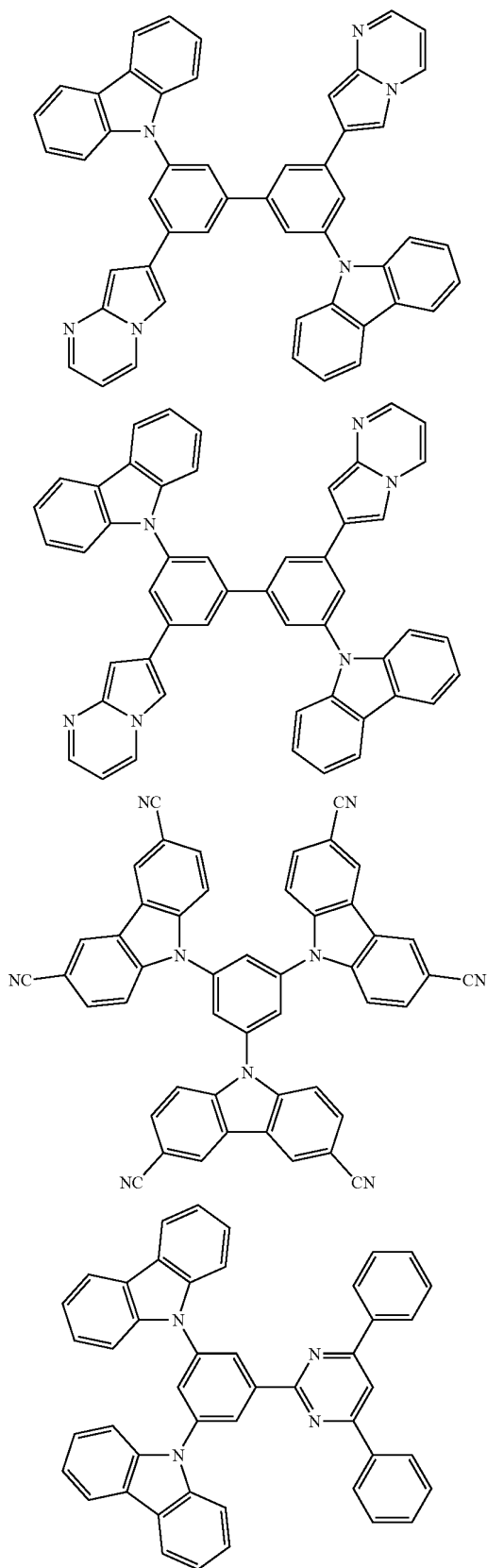
**62**

-continued



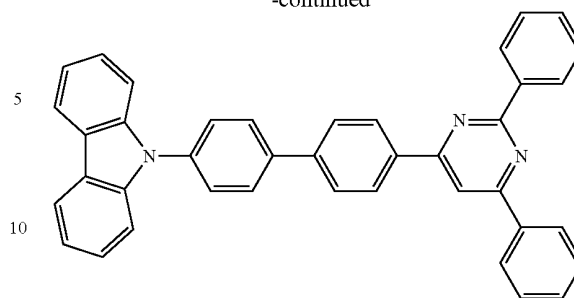
63

-continued



64

-continued



15 The electron injecting layer and electron transporting layer may be a single-layered structure or multi-layered structure of layers having the same composition or different compositions, each layer being made of one or more kinds of the materials mentioned above, preferably a compound having a nitrogen-containing heterocyclic group with a low π -electron density.

20 In addition to the nitrogen-containing cyclic compound and the electron-deficient, nitrogen-containing cyclic compound, the electron injecting layer is preferably incorporated with an inorganic compound such as insulating material and semiconductor. The insulating material or semiconductor incorporated into the electron injecting layer effectively prevents the leak of electric current to enhance the electron injecting properties.

30 The insulating material is preferably at least one metal compound selected from the group consisting of alkali metal chalcogenides, alkaline earth metal chalcogenides, alkali metal halides and alkaline earth metal halides. The metal compound incorporated into the electron injecting layer further enhances the electron injecting properties. Preferred examples of the alkali metal chalcogenides include Li_2O , K_2O , Na_2S , Na_2Se and Na_2O , and preferred examples of the alkaline earth metal chalcogenides include CaO , BaO , SrO , BeO , BaS and CaSe . Preferred examples of the alkali metal halides include LiF , NaF , KF , LiCl , KCl and NaCl . Examples of the alkaline earth metal halides include fluorides such as CaF_2 , BaF_2 , SrF_2 , MgF_2 and BeF_2 and halides other than fluorides.

45 Examples of the semiconductor may include oxide, nitride or oxynitride each containing at least one element selected from the group consisting of Ba, Ca, Sr, Yb, Al, Ga, In, Li, Na, Cd, Mg, Si, Ta, Sb and Zn. The semiconductor may be used singly or in combination of two or more. The inorganic compound included in the electron injecting layer preferably forms a microcrystalline or amorphous insulating thin film. When the electron injecting layer is formed from such an insulating thin film, the thin film is made more uniform to decrease the pixel defects such as dark spots. Examples of such inorganic compound include alkali metal chalcogenides, alkaline earth metal chalcogenides, alkali metal halides and alkaline earth metal halide, each being described above.

50 The electron injecting layer may be included with the reducing dopant described above.

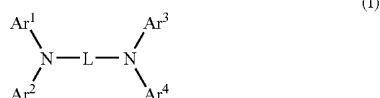
60 Since the anode of the organic EL devices has a function of injecting holes into the hole transporting layer or light emitting layer, the anode preferably has a work function of 4.5 eV or more. Examples of the material for the anode include indium tin oxide (ITO), tin oxide (NESA), gold, silver, platinum and copper. Since the cathode has a function of injecting electrons into the electron injecting layer or light emitting layer, the material for the cathode preferably has a small work

function. Examples of the material for the cathode include, but not limited to, indium, aluminum, magnesium, magnesium-indium alloy, magnesium-aluminum alloy, aluminum-lithium alloy, aluminum-scandium-lithium alloy, and magnesium-silver alloy.

The method of forming each layer of the organic EL devices is not critical, and a known method such as a vacuum vapor deposition method and a spin coating method may be employed. The organic thin film layer containing the material for organic EL devices of the invention can be formed by a known method such as a vacuum vapor deposition method, molecular beam epitaxy method (MBE method) and a solution coating method, for example, a dipping method, spin coating method, a casting method, a bar coating method and a roll coating method.

The thickness of each organic layer of the organic EL devices is not particularly limited. Generally, an excessively thin layer likely causes defects such as pin holes, and an excessively thick layer requires a high applied voltage to decrease the efficiency. The thickness is preferably from several nanometers to 1 μm .

The hole injecting/transporting layer is formed from an aromatic amine compound, preferably the aromatic amine derivative represented by the following formula 1:



In the formula 1, Ar^1 to Ar^4 are each independently aryl group (inclusive of heteroaryl group) having 5 to 50 ring atoms.

Examples of the aryl group having 5 to 50 ring atoms include phenyl group, 1-naphthyl group, 2-naphthyl group, 1-anthryl group, 2-anthryl group, 9-anthryl group, 1-phenanthryl group, 2-phenanthryl group, 3-phenanthryl group, 4-phenanthryl group, 9-phenanthryl group, 1-naphthacenyl group, 2-naphthacenyl group, 9-naphthacenyl group, 1-pyrenyl group, 2-pyrenyl group, 4-pyrenyl group, 2-biphenyl group, 3-biphenyl group, 4-biphenyl group, p-terphenyl-4-yl group, p-terphenyl-3-yl group, p-terphenyl-2-yl group, m-terphenyl-4-yl group, m-terphenyl-3-yl group, m-terphenyl-2-yl group, o-tolyl group, m-tolyl group, p-tolyl group, p-t-butylphenyl group, p-(2-phenylpropyl)phenyl group, 3-methyl-2-naphthyl group, 4-methyl-1-naphthyl group, 4-methyl-1-anthryl group, 4'-methylbiphenyl group, 4"-t-butyl-p-terphenyl-4-yl group, fluoranthenyl group, fluorenyl group, 1-pyrrolyl group, 2-pyrrolyl group, 3-pyrrolyl group, pyrazinyl group, 2-pyridinyl group, 3-pyridinyl group, 4-pyridinyl group, 1-indolyl group, 2-indolyl group, 3-indolyl group, 4-indolyl group, 5-indolyl group, 6-indolyl group, 7-indolyl group, 1-isoindolyl group, 2-isoindolyl group, 3-isoindolyl group, 4-isoindolyl group, 5-isoindolyl group, 6-isoindolyl group, 7-isoindolyl group, 2-furyl group, 3-furyl group, 2-benzofuranyl group, 3-benzofuranyl group, 4-benzofuranyl group, 5-benzofuranyl group, 6-benzofuranyl group, 7-benzofuranyl group, 1-isobenzofuranyl group, 3-isobenzofuranyl group, 4-isobenzofuranyl group, 5-isobenzofuranyl group, 6-isobenzofuranyl group, 7-isobenzofuranyl group, quinolyl group, 3-quinolyl group, 4-quinolyl group, 5-quinolyl group, 6-quinolyl group, 7-quinolyl group, 8-quinolyl group, 1-isoquinolyl group, 3-isoquinolyl group, 4-isoquinolyl group, 5-isoquinolyl group, 6-isoquinolyl group, 7-isoquinolyl group, 8-iso-

quinolyl group, 2-quinoxalanyl group, 5-quinoxalanyl group, 6-quinoxalanyl group, 1-carbazolyl group, 2-carbazolyl group, 3-carbazolyl group, 4-carbazolyl group, 9-carbazolyl group, 1-phenanthridinyl group, 2-phenanthridinyl group, 3-phenanthridinyl group, 4-phenanthridinyl group, 6-phenanthridinyl group, 7-phenanthridinyl group, 8-phenanthridinyl group, 9-phenanthridinyl group, 10-phenanthridinyl group, 1-acridinyl group, 2-acridinyl group, 3-acridinyl group, 4-acridinyl group, 9-acridinyl group, 1,7-phenanthroline-2-yl group, 1,7-phenanthroline-3-yl group, 1,7-phenanthroline-4-yl group, 1,7-phenanthroline-5-yl group, 1,7-phenanthroline-6-yl group, 1,7-phenanthroline-8-yl group, 1,7-phenanthroline-9-yl group, 1,7-phenanthroline-10-yl group, 1,8-phenanthroline-2-yl group, 1,8-phenanthroline-3-yl group, 1,8-phenanthroline-4-yl group, 1,8-phenanthroline-5-yl group, 1,8-phenanthroline-6-yl group, 1,8-phenanthroline-7-yl group, 1,8-phenanthroline-9-yl group, 1,8-phenanthroline-10-yl group, 1,9-phenanthroline-2-yl group, 1,9-phenanthroline-3-yl group, 1,9-phenanthroline-4-yl group, 1,9-phenanthroline-5-yl group, 1,9-phenanthroline-6-yl group, 1,9-phenanthroline-7-yl group, 1,9-phenanthroline-8-yl group, 1,9-phenanthroline-10-yl group, 1,10-phenanthroline-2-yl group, 1,10-phenanthroline-3-yl group, 1,10-phenanthroline-4-yl group, 1,10-phenanthroline-6-yl group, 2,9-phenanthroline-1-yl group, 2,9-phenanthroline-3-yl group, 2,9-phenanthroline-4-yl group, 2,9-phenanthroline-5-yl group, 2,9-phenanthroline-6-yl group, 2,9-phenanthroline-7-yl group, 2,9-phenanthroline-8-yl group, 2,9-phenanthroline-10-yl group, 2,8-phenanthroline-1-yl group, 2,8-phenanthroline-3-yl group, 2,8-phenanthroline-4-yl group, 2,8-phenanthroline-5-yl group, 2,8-phenanthroline-6-yl group, 2,8-phenanthroline-7-yl group, 2,8-phenanthroline-9-yl group, 2,8-phenanthroline-10-yl group, 2,7-phenanthroline-1-yl group, 2,7-phenanthroline-3-yl group, 2,7-phenanthroline-4-yl group, 2,7-phenanthroline-5-yl group, 2,7-phenanthroline-6-yl group, 2,7-phenanthroline-8-yl group, 2,7-phenanthroline-9-yl group, 2,7-phenanthroline-10-yl group, 1-phenazinyl group, 2-phenazinyl group, 1-phenothiazinyl group, 2-phenothiazinyl group, 3-phenothiazinyl group, 4-phenothiazinyl group, 10-phenothiazinyl group, 1-phenoxazinyl group, 2-phenoxazinyl group, 3-phenoxazinyl group, 4-phenoxazinyl group, 10-phenoxazinyl group, 2-oxazolyl group, 4-oxazolyl group, 5-oxazolyl group, 2-oxadiazolyl group, 5-oxadiazolyl group, 3-furazanyl group, 2-thienyl group, 3-thienyl group, 2-methylpyrrole-1-yl group, 2-methylpyrrole-3-yl group, 2-methylpyrrole-4-yl group, 2-methylpyrrole-5-yl group, 3-methylpyrrole-1-yl group, 3-methylpyrrole-2-yl group, 3-methylpyrrole-4-yl group, 3-methylpyrrole-5-yl group, 2-t-butylpyrrole-4-yl group, 3-(2-phenylpropyl)pyrrole-1-yl group, 2-methyl-1-indolyl group, 4-methyl-1-indolyl group, 2-methyl-3-indolyl group, 4-methyl-3-indolyl group, 2-t-butyl-1-indolyl group, 4-t-butyl-1-indolyl group, 2-t-butyl-3-indolyl group, and 4-t-butyl-3-indolyl group, with phenyl group, naphthyl group, biphenyl group, anthranyl group, phenanthryl group, pyrenyl group, chrysenyl group, fluoranthenyl group, and fluorenyl group being preferred.

L is a bonding group such as arylene group (inclusive of heteroarylene group) having 5 to 50 ring atoms which is optionally substituted or a bivalent group composed of two or more arylene groups which are bonded to each other via a single bond, ether linkage, thioether linkage, alkylene group having 1 to 20 carbon atoms, alkenylene group having 2 to 20 carbon atoms or amino linkage. Examples of the arylene group having 5 to 50 ring atoms include 1,4-phenylene group, 1,2-phenylene group, 1,3-phenylene group, 1,4-naphthylene group, 2,6-naphthylene group, 1,5-naphthylene group, 9,10-

anthranylene group, 9,10-phenanthrenylene group, 3,6-phenanthrenylene group, 1,6-pyrenylene group, 2,7-pyrenylene group, 6,12-chrysenylene group, 4,4'-biphenylene group, 3,3'-biphenylene group, 2,2'-biphenylene group, 2,7-fluorenylene group, 2,5-thiophenylene group, 2,5-silolylene group, and 2,5-oxadiazolylene group, with 1,4-phenylene group, 1,2-phenylene group, 1,3-phenylene group, 1,4-naphthylene group, 9,10-anthranylene group, 6,12-chrysenylene group, 4,4'-biphenylene group, 3,3'-biphenylene group, 2,2'-biphenylene group, and 2,7-fluorenylene group being preferred.

When L is a bonding group composed of two or more arylene groups, the adjacent couple of arylene groups may be bonded via a bivalent group to form a new ring. The bivalent group for forming such ring may include tetramethylene group, pentamethylene group, hexamethylene group, diphenylmethane-2,2'-diyl group, diphenylethane-3,3'-diyl group, and diphenylpropane-4,4'-diyl group.

Examples of the substituent group for Ar¹ to Ar⁴ and L include aryl group (inclusive of heteroaryl group) having 5 to 50 ring atoms which is optionally substituted, alkyl group having 1 to 50 carbon atoms which is optionally substituted, alkoxy group having 1 to 50 carbon atoms which is optionally substituted, aralkyl group having 7 to 50 carbon atoms which is optionally substituted, aryloxy group (inclusive of heteroaryloxy group) having 5 to 50 ring atoms which is optionally substituted, arylthio group (inclusive of heteroarylthio group) having 5 to 50 ring atoms which is optionally substituted, alkoxy carbonyl group having 2 to 50 carbon atoms which is optionally substituted, amino group substituted with aryl group (inclusive of heteroaryl group) having 5 to 50 ring atoms which is optionally substituted, halogen group, cyano group, nitro group, and hydroxyl group.

Examples of the aryl group having 5 to 50 ring atoms which is optionally substituted include phenyl group, 1-naphthyl group, 2-naphthyl group, 1-anthryl group, 2-anthryl group, 9-anthryl group, 1-phenanthryl group, 2-phenanthryl group, 3-phenanthryl group, 4-phenanthryl group, 9-phenanthryl group, 1-naphthacenyl group, 2-naphthacenyl group, 9-naphthacenyl group, 1-pyrenyl group, 2-pyrenyl group, 4-pyrenyl group, 2-biphenyl group, 3-biphenyl group, 4-biphenyl group, p-terphenyl-4-yl group, p-terphenyl-3-yl group, p-terphenyl-2-yl group, m-terphenyl-4-yl group, m-terphenyl-3-yl group, m-terphenyl-2-yl group, o-tolyl group, m-tolyl group, p-tolyl group, p-t-butylphenyl group, p-(2-phenylpropyl)phenyl group, 3-methyl-2-naphthyl group, 4-methyl-1-naphthyl group, 4-methyl-1-anthryl group, 4'-methylbiphenyl group, 4"-t-butyl-p-terphenyl-4-yl group, fluoranthenyl group, fluorenyl group, 1-pyrrolyl group, 2-pyrrolyl group, 3-pyrrolyl group, pyrazinyl group, 2-pyridinyl group, 3-pyridinyl group, 4-pyridinyl group, 1-indolyl group, 2-indolyl group, 3-indolyl group, 4-indolyl group, 5-indolyl group, 6-indolyl group, 7-indolyl group, 1-isindolyl group, 2-isindolyl group, 3-isindolyl group, 4-isindolyl group, 5-isindolyl group, 6-isindolyl group, 7-isindolyl group, 2-furyl group, 3-furyl group, 2-benzofuranyl group, 3-benzofuranyl group, 4-benzofuranyl group, 5-benzofuranyl group, 6-benzofuranyl group, 7-benzofuranyl group, 1-isobenzofuranyl group, 3-isobenzofuranyl group, 4-isobenzofuranyl group, 5-isobenzofuranyl group, 6-isobenzofuranyl group, 7-isobenzofuranyl group, quinolyl group, 3-quinolyl group, 4-quinolyl group, 5-quinolyl group, 6-quinolyl group, 7-quinolyl group, 8-quinolyl group, 1-isoquinolyl group, 3-isoquinolyl group, 4-isoquinolyl group, 5-isoquinolyl group, 6-isoquinolyl group, 7-isoquinolyl group, 8-isoquinolyl group, 2-quinoxalyl group, 5-quinoxalyl group, 6-quinoxalyl group, 1-carbazolyl group, 2-carbazolyl

group, 3-carbazolyl group, 4-carbazolyl group, 9-carbazolyl group, 1-phenanthridinyl group, 2-phenanthridinyl group, 3-phenanthridinyl group, 4-phenanthridinyl group, 6-phenanthridinyl group, 7-phenanthridinyl group, 8-phenanthridinyl group, 9-phenanthridinyl group, 10-phenanthridinyl group, 1-acridinyl group, 2-acridinyl group, 3-acridinyl group, 4-acridinyl group, 9-acridinyl group, 1,7-phenanthroline-2-yl group, 1,7-phenanthroline-3-yl group, 1,7-phenanthroline-4-yl group, 1,7-phenanthroline-5-yl group, 1,7-phenanthroline-6-yl group, 1,7-phenanthroline-8-yl group, 1,7-phenanthroline-9-yl group, 1,7-phenanthroline-10-yl group, 1,8-phenanthroline-2-yl group, 1,8-phenanthroline-3-yl group, 1,8-phenanthroline-4-yl group, 1,8-phenanthroline-5-yl group, 1,8-phenanthroline-6-yl group, 1,8-phenanthroline-7-yl group, 1,8-phenanthroline-9-yl group, 1,8-phenanthroline-10-yl group, 1,9-phenanthroline-2-yl group, 1,9-phenanthroline-3-yl group, 1,9-phenanthroline-4-yl group, 1,9-phenanthroline-5-yl group, 1,9-phenanthroline-6-yl group, 1,9-phenanthroline-7-yl group, 1,9-phenanthroline-8-yl group, 1,9-phenanthroline-10-yl group, 1,10-phenanthroline-2-yl group, 1,10-phenanthroline-3-yl group, 1,10-phenanthroline-4-yl group, 1,10-phenanthroline-5-yl group, 2,9-phenanthroline-1-yl group, 2,9-phenanthroline-3-yl group, 2,9-phenanthroline-4-yl group, 2,9-phenanthroline-5-yl group, 2,9-phenanthroline-6-yl group, 2,9-phenanthroline-7-yl group, 2,9-phenanthroline-8-yl group, 2,9-phenanthroline-10-yl group, 2,8-phenanthroline-3-yl group, 2,8-phenanthroline-4-yl group, 2,8-phenanthroline-5-yl group, 2,8-phenanthroline-6-yl group, 2,8-phenanthroline-7-yl group, 2,8-phenanthroline-9-yl group, 2,8-phenanthroline-10-yl group, 2,7-phenanthroline-1-yl group, 2,7-phenanthroline-3-yl group, 2,7-phenanthroline-4-yl group, 2,7-phenanthroline-5-yl group, 2,7-phenanthroline-6-yl group, 2,7-phenanthroline-8-yl group, 2,7-phenanthroline-9-yl group, 2,7-phenanthroline-10-yl group, 1-phenazinyl group, 2-phenazinyl group, 1-phenothiazinyl group, 2-phenothiazinyl group, 3-phenothiazinyl group, 4-phenothiazinyl group, 10-phenothiazinyl group, 1-phenoxazinyl group, 2-phenoxazinyl group, 3-phenoxazinyl group, 4-phenoxazinyl group, 10-phenoxazinyl group, 2-oxazolyl group, 4-oxazolyl group, 5-oxazolyl group, 2-oxadiazolyl group, 5-oxadiazolyl group, 3-furazanyl group, 2-thienyl group, 3-thienyl group, 2-methylpyrrole-1-yl group, 2-methylpyrrole-3-yl group, 2-methylpyrrole-4-yl group, 2-methylpyrrole-5-yl group, 3-methylpyrrole-1-yl group, 3-methylpyrrole-2-yl group, 3-methylpyrrole-4-yl group, 3-methylpyrrole-5-yl group, 2-t-butylpyrrole-4-yl group, 3-(2-phenylpropyl)pyrrole-1-yl group, 2-methyl-1-indolyl group, 4-methyl-1-indolyl group, 2-methyl-3-indolyl group, 4-methyl-3-indolyl group, 2-t-butyl-1-indolyl group, 4-t-butyl-1-indolyl group, 2-t-butyl-3-indolyl group, and 4-t-butyl-3-indolyl group.

Examples of the alkyl group having 1 to 50 carbon atoms which is optionally substituted include methyl group, ethyl group, propyl group, isopropyl group, n-butyl group, s-butyl group, isobutyl group, t-butyl group, n-pentyl group, n-hexyl group, n-heptyl group, n-octyl group, hydroxymethyl group, 1-hydroxyethyl group, 2-hydroxyethyl group, 2-hydroxyisobutyl group, 1,2-dihydroxyethyl group, 1,3-dihydroxyisopropyl group, 2,3-dihydroxy-t-butyl group, 1,2,3-trihydroxypropyl group, chloromethyl group, 1-chloroethyl group, 2-chloroethyl group, 2-chloroisobutyl group, 1,2-dichloroethyl group, 1,3-dichloroisopropyl group, 2,3-dichloro-t-butyl group, 1,2,3-trichloropropyl group, bromomethyl group, 1-bromoethyl group, 2-bromoethyl group, 2-bromoisobutyl group, 1,2-dibromoethyl group, 1,3-dibromoisopropyl group, 2,3-dibromo-t-butyl group, 1,2,3-tribromopropyl

group, iodomethyl group, 1-iodoethyl group, 2-iodoethyl group, 2-iodoisobutyl group, 1,2-diiodoethyl group, 1,3-diiodoisopropyl group, 2,3-diiodo-t-butyl group, 1,2,3-triiodopropyl group, aminomethyl group, 1-aminoethyl group, 2-aminoethyl group, 2-aminoisobutyl group, 1,2-diaminoethyl group, 1,3-diaminoisopropyl group, 2,3-diamino-t-butyl group, 1,2,3-triaminopropyl group, cyanomethyl group, 1-cyanoethyl group, 2-cyanoethyl group, 2-cyanoisobutyl group, 1,2-dicyanoethyl group, 1,3-dicyanoisopropyl group, 2,3-dicyano-t-butyl group, 1,2,3-tricyanopropyl group, nitromethyl group, 1-nitroethyl group, 2-nitroethyl group, 2-nitroisobutyl group, 1,2-dinitroethyl group, 1,3-dinitroisopropyl group, 2,3-dinitro-t-butyl group, 1,2,3-trinitropropyl group, cyclopropyl group, cyclobutyl group, cyclopentyl group, cyclohexyl group, 4-methylcyclohexyl group, 1-adamantyl group, 2-adamantyl group, 1-norbornyl group, and 2-norbornyl group.

The alkoxy group having 1 to 50 carbon atoms which is optionally substituted is represented by —OY, wherein Y is methyl group, ethyl group, propyl group, isopropyl group, n-butyl group, s-butyl group, isobutyl group, t-butyl group, n-pentyl group, n-hexyl group, n-heptyl group, n-octyl group, hydroxymethyl group, 1-hydroxyethyl group, 2-hydroxyethyl group, 2-hydroxyisobutyl group, 1,2-dihydroxyethyl group, 1,3-dihydroxyisopropyl group, 2,3-dihydroxy-t-butyl group, 1,2,3-trihydroxypropyl group, chloromethyl group, 1-chloroethyl group, 2-chloroethyl group, 2-chloroisobutyl group, 1,2-dichloroethyl group, 1,3-dichloroisopropyl group, 2,3-dichloro-t-butyl group, 1,2,3-trichloropropyl group, bromomethyl group, 1-bromoethyl group, 2-bromoethyl group, 2-bromoisobutyl group, 1,2-dibromoethyl group, 1,3-dibromoisopropyl group, 2,3-dibromo-t-butyl group, 1,2,3-tribromopropyl group, iodomethyl group, 1-iodoethyl group, 2-iodoethyl group, 2-iodoisobutyl group, 1,2-diiodoethyl group, 1,3-diiodoisopropyl group, 2,3-diiodo-t-butyl group, 1,2,3-triiodopropyl group, aminomethyl group, 1-aminoethyl group, 2-aminoethyl group, 2-aminoisobutyl group, 1,2-diaminoethyl group, 1,3-diaminoisopropyl group, 2,3-diamino-t-butyl group, 1,2,3-triaminopropyl group, cyanomethyl group, 1-cyanoethyl group, 2-cyanoethyl group, 2-cyanoisobutyl group, 1,2-dicyanoethyl group, 1,3-dicyanoisopropyl group, 2,3-dicyano-t-butyl group, 1,2,3-tricyanopropyl group, nitromethyl group, 1-nitroethyl group, 2-nitroethyl group, 2-nitroisobutyl group, 1,2-dinitroethyl group, 1,3-dinitroisopropyl group, 2,3-dinitro-t-butyl group, or 1,2,3-trinitropropyl group.

Examples of the aralkyl group having 7 to 50 carbon atoms which is optionally substituted include benzyl group, 1-phenylethyl group, 2-phenylethyl group, 1-phenylisopropyl group, 2-phenylisopropyl group, phenyl-t-butyl group, α -naphthylmethyl group, 1- α -naphthylethyl group, 2- α -naphthylethyl group, 1- α -naphthylisopropyl group, 2- α -naphthylisopropyl group, β -naphthylmethyl group, 1- β -naphthylethyl group, 2- β -naphthylethyl group, 1- β -naphthylisopropyl group, 2- β -naphthylisopropyl group, 1-pyrrolylmethyl group, 2-(1-pyrrolyl)ethyl group, p-methylbenzyl group, m-methylbenzyl group, o-methylbenzyl group, p-chlorobenzyl group, m-chlorobenzyl group, o-chlorobenzyl group, p-bromobenzyl group, m-bromobenzyl group, o-bromobenzyl group, p-iodobenzyl group, m-iodobenzyl group, o-iodobenzyl group, p-hydroxybenzyl group, m-hydroxybenzyl group, o-hydroxybenzyl group, p-aminobenzyl group, m-aminobenzyl group, o-aminobenzyl group, p-nitrobenzyl group, m-nitrobenzyl group, o-nitrobenzyl group, p-cyanobenzyl group, m-cyanobenzyl group, o-cyanobenzyl group, 1-hydroxy-2-phenylisopropyl group, and 1-chloro-2-phenylisopropyl group.

The aryloxy group having 5 to 50 ring atoms which is optionally substituted is represented by —OY', wherein Y' is phenyl group, 1-naphthyl group, 2-naphthyl group, 1-anthryl group, 2-anthryl group, 9-anthryl group, 1-phenanthryl group, 2-phenanthryl group, 3-phenanthryl group, 4-phenanthryl group, 9-phenanthryl group, 1-naphthacenyl group, 2-naphthacenyl group, 9-naphthacenyl group, 1-pyrenyl group, 2-pyrenyl group, 4-pyrenyl group, 2-biphenyl group, 3-biphenyl group, 4-biphenyl group, p-terphenyl-4-yl group, p-terphenyl-3-yl group, p-terphenyl-2-yl group, m-terphenyl-4-yl group, m-terphenyl-3-yl group, m-terphenyl-2-yl group, o-tolyl group, m-tolyl group, p-tolyl group, p-t-butylphenyl group, p-(2-phenylpropyl)phenyl group, 3-methyl-2-naphthyl group, 4-methyl-1-naphthyl group, 4-methyl-1-anthryl group, 4'-methylbiphenyl group, 4"-t-butyl-p-terphenyl-4-yl group, 2-pyrrolyl group, 3-pyrrolyl group, pyrazinyl group, 2-pyridinyl group, 3-pyridinyl group, 4-pyridinyl group, 2-indolyl group, 3-indolyl group, 4-indolyl group, 5-indolyl group, 6-indolyl group, 7-indolyl group, 1-isindolyl group, 3-isindolyl group, 4-isindolyl group, 5-isindolyl group, 6-isindolyl group, 7-isindolyl group, 2-furyl group, 3-furyl group, 2-benzofuranyl group, 3-benzofuranyl group, 4-benzofuranyl group, 5-benzofuranyl group, 6-benzofuranyl group, 7-benzofuranyl group, 1-isobenzofuranyl group, 3-isobenzofuranyl group, 4-isobenzofuranyl group, 5-isobenzofuranyl group, 6-isobenzofuranyl group, 7-isobenzofuranyl group, 2-quinolyl group, 3-quinolyl group, 4-quinolyl group, 5-quinolyl group, 6-quinolyl group, 7-quinolyl group, 8-quinolyl group, 1-isoquinolyl group, 3-isoquinolyl group, 4-isoquinolyl group, 5-isoquinolyl group, 6-isoquinolyl group, 7-isoquinolyl group, 8-isoquinolyl group, 2-quinoxaliny group, 5-quinoxaliny group, 6-quinoxaliny group, 1-carbazolyl group, 2-carbazolyl group, 3-carbazolyl group, 4-carbazolyl group, 1-phenanthridinyl group, 2-phenanthridinyl group, 3-phenanthridinyl group, 4-phenanthridinyl group, 6-phenanthridinyl group, 7-phenanthridinyl group, 8-phenanthridinyl group, 9-phenanthridinyl group, 10-phenanthridinyl group, 1-acridinyl group, 2-acridinyl group, 3-acridinyl group, 4-acridinyl group, 9-acridinyl group, 1,7-phenanthroline-2-yl group, 1,7-phenanthroline-3-yl group, 1,7-phenanthroline-4-yl group, 1,7-phenanthroline-5-yl group, 1,7-phenanthroline-6-yl group, 1,7-phenanthroline-8-yl group, 1,7-phenanthroline-9-yl group, 1,7-phenanthroline-10-yl group, 1,8-phenanthroline-2-yl group, 1,8-phenanthroline-3-yl group, 1,8-phenanthroline-4-yl group, 1,8-phenanthroline-5-yl group, 1,8-phenanthroline-6-yl group, 1,8-phenanthroline-7-yl group, 1,8-phenanthroline-9-yl group, 1,8-phenanthroline-10-yl group, 1,9-phenanthroline-2-yl group, 1,9-phenanthroline-3-yl group, 1,9-phenanthroline-4-yl group, 1,9-phenanthroline-5-yl group, 1,9-phenanthroline-6-yl group, 1,9-phenanthroline-7-yl group, 1,9-phenanthroline-8-yl group, 1,9-phenanthroline-10-yl group, 1,10-phenanthroline-2-yl group, 1,10-phenanthroline-3-yl group, 1,10-phenanthroline-4-yl group, 1,10-phenanthroline-5-yl group, 2,9-phenanthroline-1-yl group, 2,9-phenanthroline-3-yl group, 2,9-phenanthroline-4-yl group, 2,9-phenanthroline-5-yl group, 2,9-phenanthroline-6-yl group, 2,9-phenanthroline-7-yl group, 2,9-phenanthroline-8-yl group, 2,9-phenanthroline-10-yl group, 2,8-phenanthroline-1-yl group, 2,8-phenanthroline-3-yl group, 2,8-phenanthroline-4-yl group, 2,8-phenanthroline-5-yl group, 2,8-phenanthroline-6-yl group, 2,8-phenanthroline-7-yl group, 2,8-phenanthroline-9-yl group, 2,8-phenanthroline-10-yl group, 2,7-phenanthroline-1-yl group, 2,7-phenanthroline-3-yl group, 2,7-phenanthroline-4-yl group, 2,7-phenanthroline-5-yl group, 2,7-phenanthroline-6-yl group, 2,7-

phenanthroline-8-yl group, 2,7-phenanthroline-9-yl group, 2,7-phenanthroline-10-yl group, 1-phenazinyl group, 2-phenazinyl group, 1-phenothiazinyl group, 2-phenothiazinyl group, 3-phenothiazinyl group, 4-phenothiazinyl group, 1-phenoxazinyl group, 2-phenoxazinyl group, 3-phenoxazinyl group, 4-phenoxazinyl group, 2-oxazolyl group, 4-oxazolyl group, 5-oxazolyl group, 2-oxadiazolyl group, 5-oxadiazolyl group, 3-furazanyl group, 2-thienyl group, 3-thienyl group, 2-methylpyrrole-1-yl group, 2-methylpyrrole-3-yl group, 2-methylpyrrole-4-yl group, 2-methylpyrrole-5-yl group, 3-methylpyrrole-1-yl group, 3-methylpyrrole-2-yl group, 3-methylpyrrole-4-yl group, 3-methylpyrrole-5-yl group, 2-t-butylpyrrole-4-yl group, 3-(2-phenylpropyl)pyrrole-1-yl group, 2-methyl-1-indolyl group, 4-methyl-1-indolyl group, 2-methyl-3-indolyl group, 4-methyl-3-indolyl group, 2-t-butyl-1-indolyl group, 4-t-butyl-1-indolyl group, 2-t-butyl-3-indolyl group, or 4-t-butyl-3-indolyl group.

The arylthio group having 5 to 50 ring atoms which is optionally substituted is represented by —SY", wherein Y" is phenyl group, 1-naphthyl group, 2-naphthyl group, 1-anthryl group, 2-anthryl group, 9-anthryl group, 1-phenanthryl group, 2-phenanthryl group, 3-phenanthryl group, 4-phenanthryl group, 9-phenanthryl group, 1-naphthacenyl group, 2-naphthacenyl group, 9-naphthacenyl group, 1-pyrenyl group, 2-pyrenyl group, 4-pyrenyl group, 2-biphenyl group, 3-biphenyl group, 4-biphenyl group, p-terphenyl-4-yl group, p-terphenyl-3-yl group, p-terphenyl-2-yl group, m-terphenyl-4-yl group, m-terphenyl-3-yl group, m-terphenyl-2-yl group, o-tolyl group, m-tolyl group, p-tolyl group, p-t-butylphenyl group, p-(2-phenylpropyl)phenyl group, 3-methyl-2-naphthyl group, 4-methyl-1-naphthyl group, 4-methyl-1-anthryl group, 4'-methylbiphenyl group, 4"-t-butyl-p-terphenyl-4-yl group, 2-pyrrolyl group, 3-pyrrolyl group, pyrazinyl group, 2-pyridinyl group, 3-pyridinyl group, 4-pyridinyl group, 2-indolyl group, 3-indolyl group, 4-indolyl group, 5-indolyl group, 6-indolyl group, 7-indolyl group, 1-isindolyl group, 3-isindolyl group, 4-isindolyl group, 5-isindolyl group, 6-isindolyl group, 7-isindolyl group, 2-furyl group, 3-furyl group, 2-benzofuranyl group, 3-benzofuranyl group, 4-benzofuranyl group, 5-benzofuranyl group, 6-benzofuranyl group, 7-benzofuranyl group, 1-isobenzofuranyl group, 3-isobenzofuranyl group, 4-isobenzofuranyl group, 5-isobenzofuranyl group, 6-isobenzofuranyl group, 7-isobenzofuranyl group, 2-quinolyl group, 3-quinolyl group, 4-quinolyl group, 5-quinolyl group, 6-quinolyl group, 7-quinolyl group, 8-quinolyl group, 1-isoquinolyl group, 3-isoquinolyl group, 4-isoquinolyl group, 5-isoquinolyl group, 6-isoquinolyl group, 7-isoquinolyl group, 8-isoquinolyl group, 2-quinoxalyl group, 5-quinoxalyl group, 6-quinoxalyl group, 1-carbazolyl group, 2-carbazolyl group, 3-carbazolyl group, 4-carbazolyl group, 1-phenanthridinyl group, 2-phenanthridinyl group, 6-phenanthridinyl group, 7-phenanthridinyl group, 8-phenanthridinyl group, 9-phenanthridinyl group, 10-phenanthridinyl group, 1-acridinyl group, 2-acridinyl group, 3-acridinyl group, 4-acridinyl group, 9-acridinyl group, 1,7-phenanthroline-2-yl group, 1,7-phenanthroline-3-yl group, 1,7-phenanthroline-4-yl group, 1,7-phenanthroline-5-yl group, 1,7-phenanthroline-6-yl group, 1,7-phenanthroline-8-yl group, 1,7-phenanthroline-9-yl group, 1,7-phenanthroline-10-yl group, 1,8-phenanthroline-2-yl group, 1,8-phenanthroline-3-yl group, 1,8-phenanthroline-4-yl group, 1,8-phenanthroline-5-yl group, 1,8-phenanthroline-6-yl group, 1,8-phenanthroline-7-yl group, 1,8-phenanthroline-9-yl group, 1,8-phenanthroline-10-yl group, 1,9-phenanthroline-2-yl group, 1,9-phenanthroline-3-yl group, 1,9-

phenanthroline-4-yl group, 1,9-phenanthroline-5-yl group, 1,9-phenanthroline-6-yl group, 1,9-phenanthroline-7-yl group, 1,9-phenanthroline-8-yl group, 1,9-phenanthroline-10-yl group, 1,10-phenanthroline-2-yl group, 1,10-phenanthroline-3-yl group, 1,10-phenanthroline-4-yl group, 1,10-phenanthroline-5-yl group, 2,9-phenanthroline-1-yl group, 2,9-phenanthroline-3-yl group, 2,9-phenanthroline-4-yl group, 2,9-phenanthroline-5-yl group, 2,9-phenanthroline-6-yl group, 2,9-phenanthroline-7-yl group, 2,9-phenanthroline-8-yl group, 2,9-phenanthroline-10-yl group, 2,8-phenanthroline-1-yl group, 2,8-phenanthroline-3-yl group, 2,8-phenanthroline-4-yl group, 2,8-phenanthroline-5-yl group, 2,8-phenanthroline-6-yl group, 2,8-phenanthroline-7-yl group, 2,8-phenanthroline-9-yl group, 2,8-phenanthroline-10-yl group, 2,7-phenanthroline-1-yl group, 2,7-phenanthroline-3-yl group, 2,7-phenanthroline-4-yl group, 2,7-phenanthroline-5-yl group, 2,7-phenanthroline-6-yl group, 2,7-phenanthroline-8-yl group, 2,7-phenanthroline-9-yl group, 2,7-phenanthroline-10-yl group, 1-phenazinyl group, 2-phenazinyl group, 1-phenothiazinyl group, 2-phenothiazinyl group, 3-phenothiazinyl group, 4-phenothiazinyl group, 1-phenoxazinyl group, 2-phenoxazinyl group, 3-phenoxazinyl group, 4-phenoxazinyl group, 2-oxazolyl group, 4-oxazolyl group, 5-oxazolyl group, 2-oxadiazolyl group, 5-oxadiazolyl group, 3-furazanyl group, 2-thienyl group, 3-thienyl group, 2-methylpyrrole-1-yl group, 2-methylpyrrole-3-yl group, 2-methylpyrrole-4-yl group, 2-methylpyrrole-5-yl group, 3-methylpyrrole-1-yl group, 3-methylpyrrole-2-yl group, 3-methylpyrrole-4-yl group, 3-methylpyrrole-5-yl group, 2-t-butylpyrrole-4-yl group, 3-(2-phenylpropyl)pyrrole-1-yl group, 2-methyl-1-indolyl group, 4-methyl-1-indolyl group, 2-methyl-3-indolyl group, 4-methyl-3-indolyl group, 2-t-butyl-1-indolyl group, 4-t-butyl-1-indolyl group, 2-t-butyl-3-indolyl group, or 4-t-butyl-3-indolyl group.

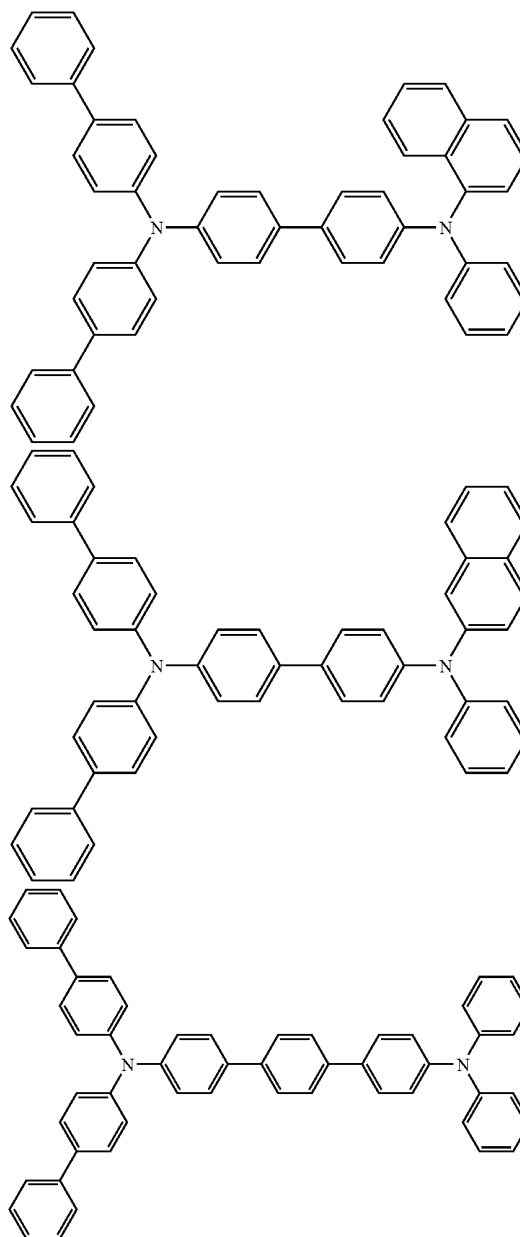
The alkoxycarbonyl group having 2 to 50 carbon atoms which is optionally substituted is represented by —COOZ, wherein Z is methyl group, ethyl group, propyl group, isopropyl group, n-butyl group, s-butyl group, isobutyl group, t-butyl group, n-pentyl group, n-hexyl group, n-heptyl group, n-octyl group, hydroxymethyl group, 1-hydroxyethyl group, 2-hydroxyethyl group, 2-hydroxyisobutyl group, 1,2-dihydroxyethyl group, 1,3-dihydroxyisopropyl group, 2,3-dihydroxy-t-butyl group, 1,2,3-trihydroxypropyl group, chloromethyl group, 1-chloroethyl group, 2-chloroethyl group, 2-chloroisobutyl group, 1,2-dichloroethyl group, 1,3-dichloroisopropyl group, 2,3-dichloro-t-butyl group, 1,2,3-trichloropropyl group, bromomethyl group, 1-bromoethyl group, 2-bromoethyl group, 2-bromoisobutyl group, 1,2-dibromoethyl group, 1,3-dibromoisopropyl group, 2,3-dibromo-t-butyl group, 1,2,3-tribromopropyl group, iodomethyl group, 1-iodoethyl group, 2-iodoethyl group, 2-iodoisobutyl group, 1,2-diiodoethyl group, 1,3-diiodoisopropyl group, 2,3-diiodo-t-butyl group, 1,2,3-triiodopropyl group, aminoethyl group, 1-aminoethyl group, 2-aminoethyl group, 2-aminoisobutyl group, 1,2-diaminoethyl group, 1,3-diaminoisopropyl group, 2,3-diamino-t-butyl group, 1,2,3-triaminopropyl group, cyanomethyl group, 1-cyanoethyl group, 2-cyanoethyl group, 2-cyanoisobutyl group, 1,2-dicyanoethyl group, 1,3-dicyanoisopropyl group, 2,3-dicyano-t-butyl group, 1,2,3-tricyanopropyl group, nitromethyl group, 1-nitroethyl group, 2-nitroethyl group, 2-nitroisobutyl group, 1,2-dinitroethyl group, 1,3-dinitroisopropyl group, 2,3-dinitro-t-butyl group, or 1,2,3-trinitropropyl group.

The amino group substituted with aryl group having 5 to 50 ring atoms which is optionally substituted is represented by —NPQ, wherein P and Q are each phenyl group, 1-naphthyl group, 2-naphthyl group, 1-anthryl group, 2-anthryl group,

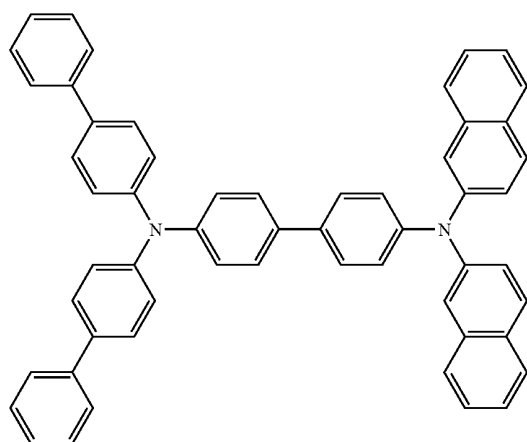
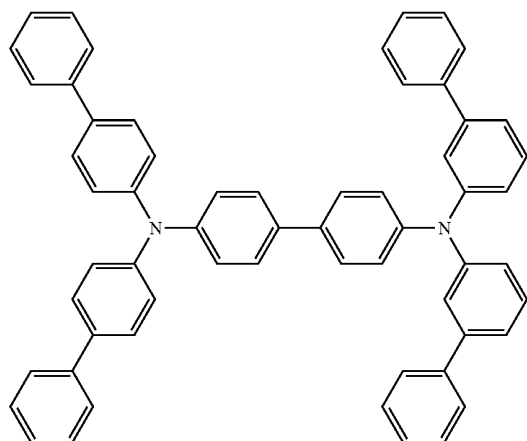
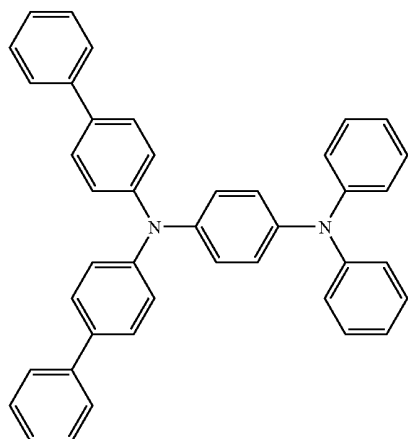
9-anthryl group, 1-phenanthryl group, 2-phenanthryl group, 3-phenanthryl group, 4-phenanthryl group, 9-phenanthryl group, 1-naphthacenyl group, 2-naphthacenyl group, 9-naphthacenyl group, 1-pyrenyl group, 2-pyrenyl group, 4-pyrenyl group, 2-biphenyl group, 3-biphenyl group, 4-biphenyl group, p-terphenyl-4-yl group, p-terphenyl-3-yl group, p-terphenyl-2-yl group, m-terphenyl-4-yl group, m-terphenyl-3-yl group, m-terphenyl-2-yl group, o-tolyl group, m-tolyl group, p-tolyl group, p-t-butylphenyl group, p-(2-phenylpropyl)phenyl group, 3-methyl-2-naphthyl group, 4-methyl-1-naphthyl group, 4-methyl-1-anthryl group, 4'-methylbiphenyl group, 4"-t-butyl-p-terphenyl-4-yl group, 2-pyrrolyl group, 3-pyrrolyl group, pyrazinyl group, 2-pyridinyl group, 3-pyridinyl group, 4-pyridinyl group, 2-indolyl group, 3-indolyl group, 4-indolyl group, 5-indolyl group, 6-indolyl group, 7-indolyl group, 1-isindolyl group, 3-isindolyl group, 4-isindolyl group, 5-isindolyl group, 6-isindolyl group, 7-isindolyl group, 2-furyl group, 3-furyl group, 2-benzofuranyl group, 3-benzofuranyl group, 4-benzofuranyl group, 5-benzofuranyl group, 6-benzofuranyl group, 7-benzofuranyl group, 1-isobenzofuranyl group, 3-isobenzofuranyl group, 4-isobenzofuranyl group, 5-isobenzofuranyl group, 6-isobenzofuranyl group, 7-isobenzofuranyl group, 2-quinolyl group, 3-quinolyl group, 4-quinolyl group, 5-quinolyl group, 6-quinolyl group, 7-quinolyl group, 8-quinolyl group, 1-isoquinolyl group, 3-isoquinolyl group, 4-isoquinolyl group, 5-isoquinolyl group, 6-isoquinolyl group, 7-isoquinolyl group, 8-isoquinolyl group, 2-quinoxalyl group, 5-quinoxalyl group, 6-quinoxalyl group, 1-carbazolyl group, 2-carbazolyl group, 3-carbazolyl group, 4-carbazolyl group, 1-phenanthridinyl group, 2-phenanthridinyl group, 3-phenanthridinyl group, 4-phenanthridinyl group, 6-phenanthridinyl group, 7-phenanthridinyl group, 8-phenanthridinyl group, 9-phenanthridinyl group, 10-phenanthridinyl group, 1-acridinyl group, 2-acridinyl group, 3-acridinyl group, 4-acridinyl group, 9-acridinyl group, 1,7-phenanthroline-2-yl group, 1,7-phenanthroline-3-yl group, 1,7-phenanthroline-4-yl group, 1,7-phenanthroline-5-yl group, 1,7-phenanthroline-6-yl group, 1,7-phenanthroline-8-yl group, 1,7-phenanthroline-9-yl group, 1,7-phenanthroline-10-yl group, 1,8-phenanthroline-2-yl group, 1,8-phenanthroline-3-yl group, 1,8-phenanthroline-4-yl group, 1,8-phenanthroline-5-yl group, 1,8-phenanthroline-6-yl group, 1,8-phenanthroline-7-yl group, 1,8-phenanthroline-9-yl group, 1,8-phenanthroline-10-yl group, 1,9-phenanthroline-2-yl group, 1,9-phenanthroline-3-yl group, 1,9-phenanthroline-4-yl group, 1,9-phenanthroline-5-yl group, 1,9-phenanthroline-6-yl group, 1,9-phenanthroline-7-yl group, 1,9-phenanthroline-8-yl group, 1,9-phenanthroline-10-yl group, 1,10-phenanthroline-2-yl group, 1,10-phenanthroline-3-yl group, 1,10-phenanthroline-4-yl group, 1,10-phenanthroline-5-yl group, 2,9-phenanthroline-1-yl group, 2,9-phenanthroline-3-yl group, 2,9-phenanthroline-4-yl group, 2,9-phenanthroline-5-yl group, 2,9-phenanthroline-6-yl group, 2,9-phenanthroline-7-yl group, 2,9-phenanthroline-8-yl group, 2,9-phenanthroline-10-yl group, 2,8-phenanthroline-1-yl group, 2,8-phenanthroline-3-yl group, 2,8-phenanthroline-4-yl group, 2,8-phenanthroline-5-yl group, 2,8-phenanthroline-6-yl group, 2,8-phenanthroline-7-yl group, 2,8-phenanthroline-9-yl group, 2,8-phenanthroline-10-yl group, 2,7-phenanthroline-1-yl group, 2,7-phenanthroline-3-yl group, 2,7-phenanthroline-4-yl group, 2,7-phenanthroline-5-yl group, 2,7-phenanthroline-6-yl group, 2,7-phenanthroline-8-yl group, 2,7-phenanthroline-9-yl group, 2,7-phenanthroline-10-yl group, 1-phenazinyl group, 2-phenazinyl group, 1-phenothiazinyl group, 2-phenothiazinyl group, 3-phenothiazinyl group, 4-phenothiazinyl group,

1-phenoxazinyl group, 2-phenoxazinyl group, 3-phenoxazinyl group, 4-phenoxazinyl group, 2-oxazolyl group, 4-oxazolyl group, 5-oxazolyl group, 2-oxadiazolyl group, 5-oxadiazolyl group, 3-furazanyl group, 2-thienyl group, 3-thienyl group, 2-methylpyrrole-1-yl group, 2-methylpyrrole-3-yl group, 2-methylpyrrole-4-yl group, 2-methylpyrrole-5-yl group, 3-methylpyrrole-1-yl group, 3-methylpyrrole-2-yl group, 3-methylpyrrole-4-yl group, 3-methylpyrrole-5-yl group, 2-t-butylpyrrole-4-yl group, 3-(2-phenylpropyl)pyrrole-1-yl group, 2-methyl-1-indolyl group, 4-methyl-1-indolyl group, 2-methyl-3-indolyl group, 4-methyl-3-indolyl group, 2-t-butyl-1-indolyl group, 4-t-butyl-1-indolyl group, 2-t-butyl-3-indolyl group, or 4-t-butyl-3-indolyl group.

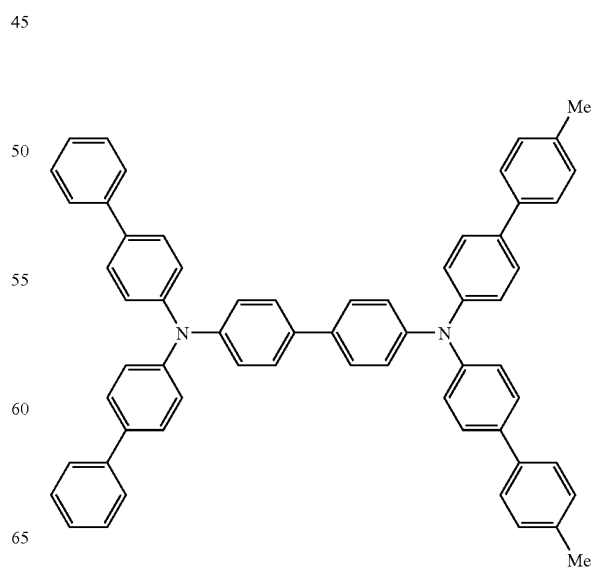
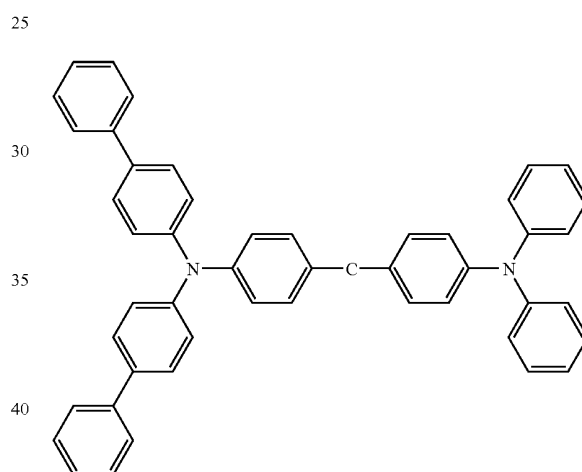
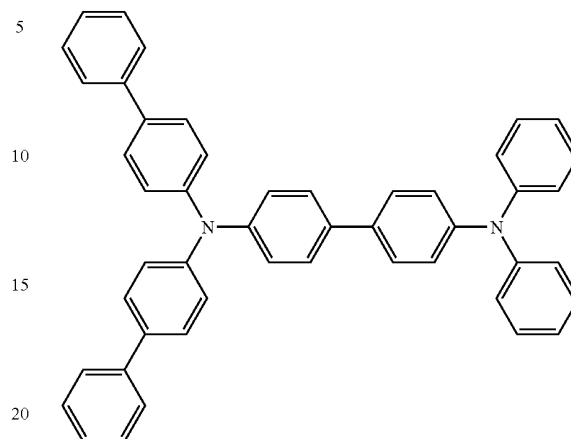
Examples of the compound of the formula I are shown below, although not limited thereto.



75
-continued

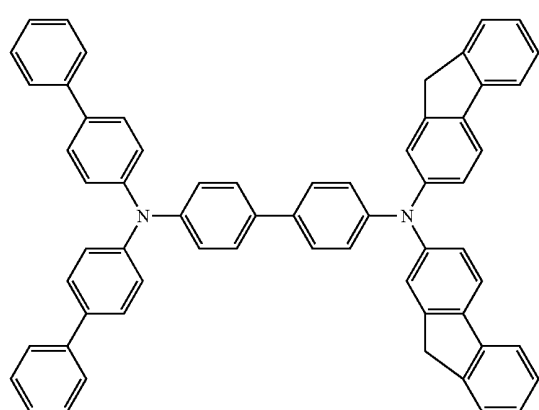


76
-continued



77

-continued



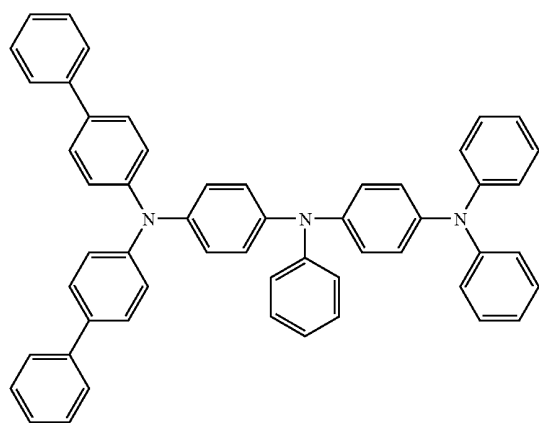
5

10

15

20

25

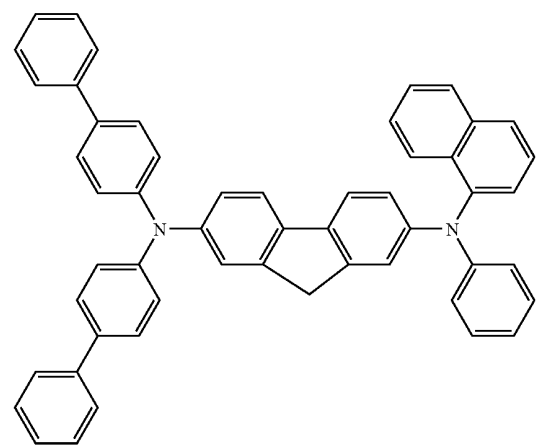


30

35

40

45



50

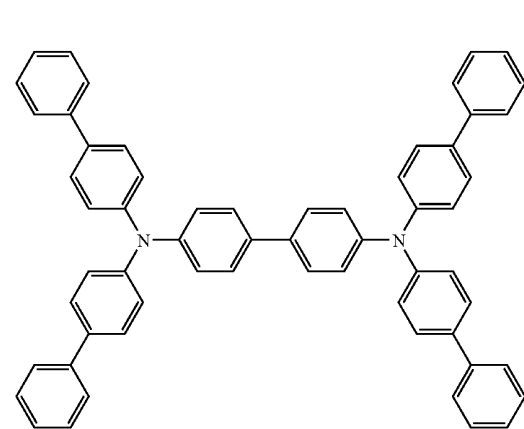
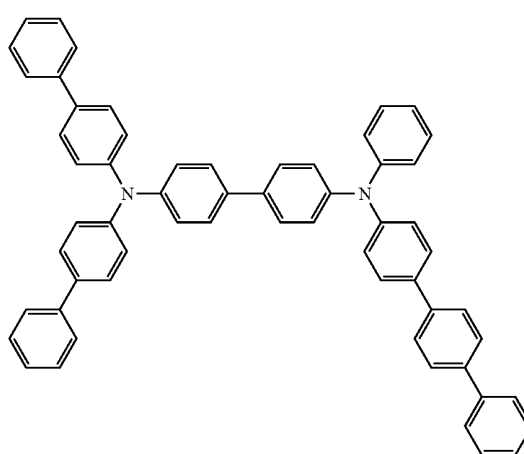
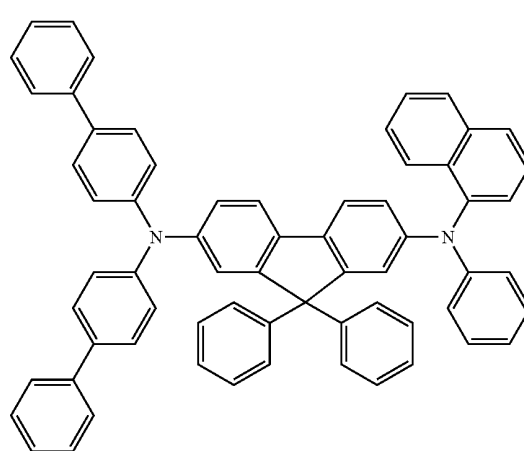
55

60

65

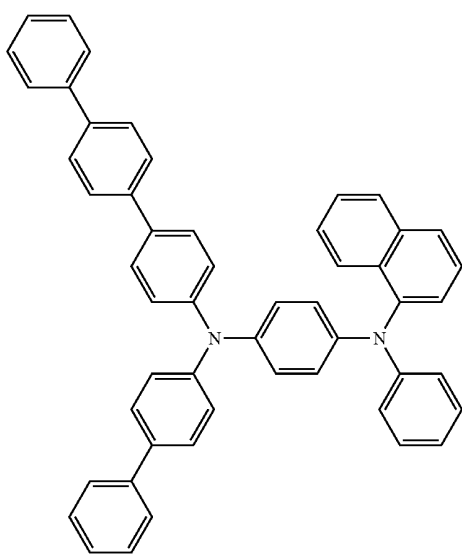
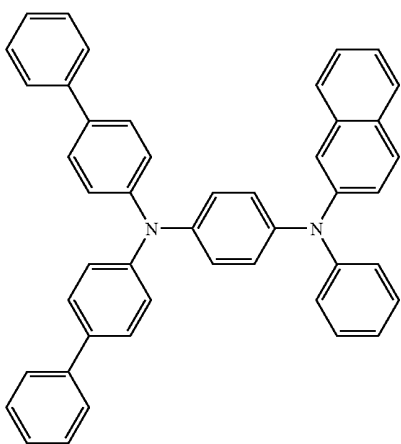
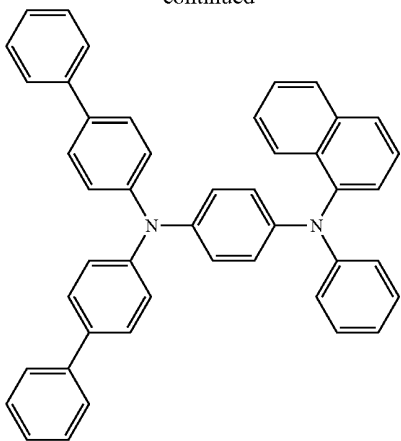
78

-continued



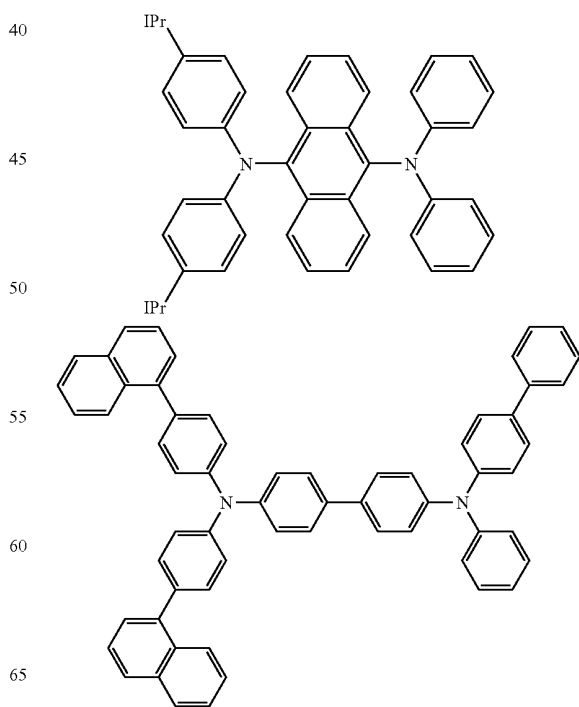
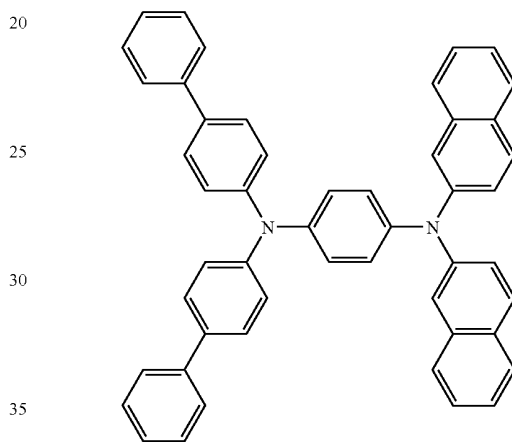
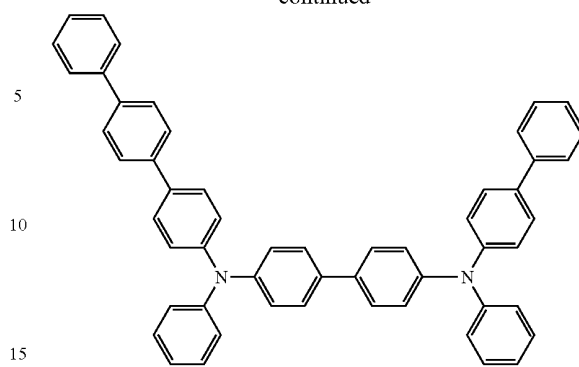
79

-continued



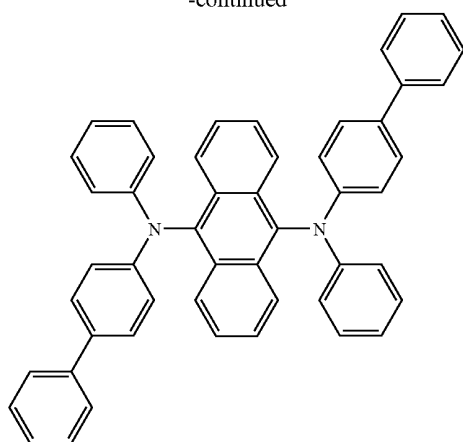
80

-continued

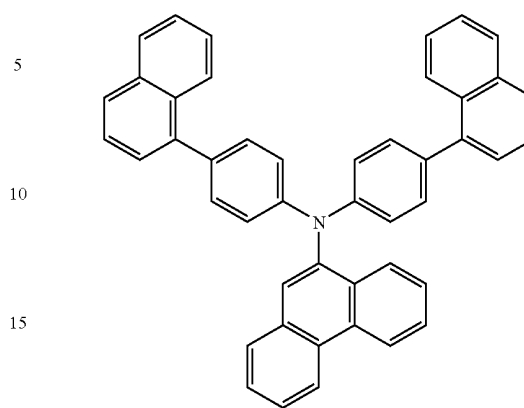


81

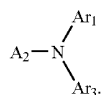
-continued

**82**

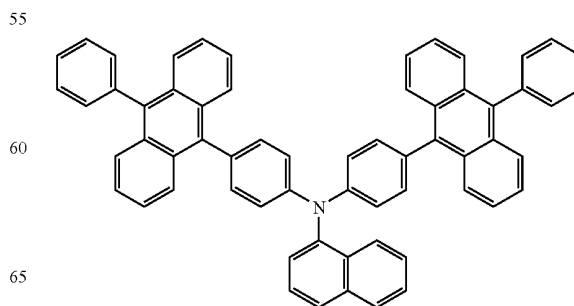
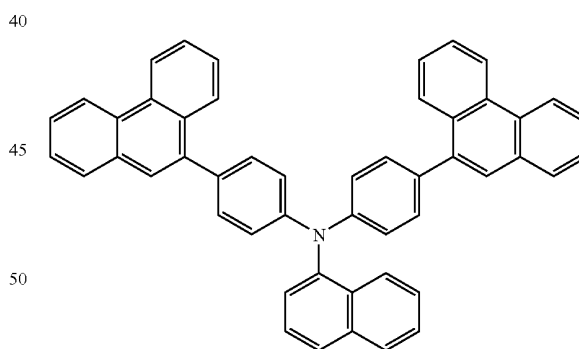
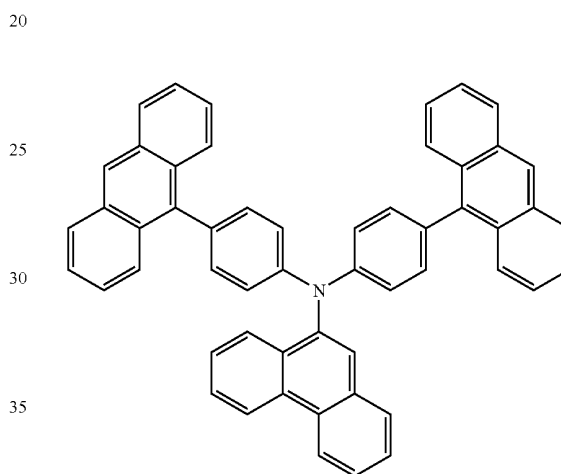
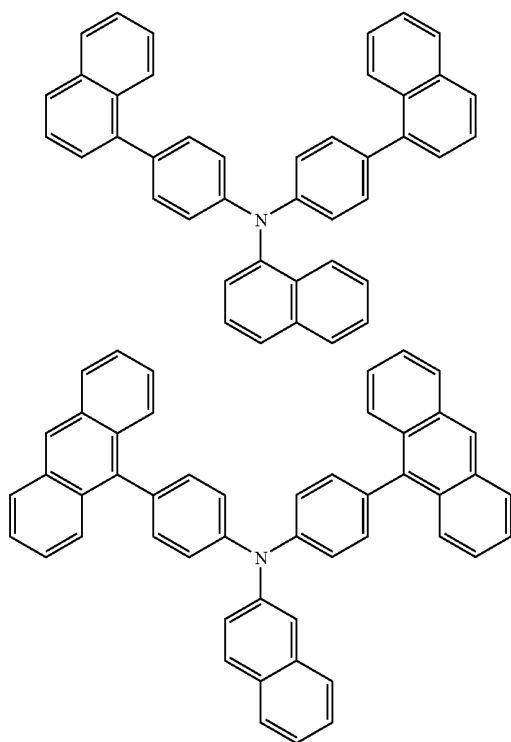
-continued



In addition, the aromatic amine of the following formula II is suitable as the material for the hole injecting/transporting layer.

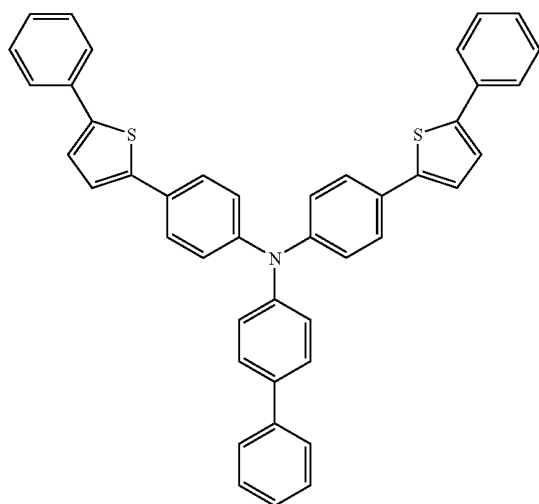
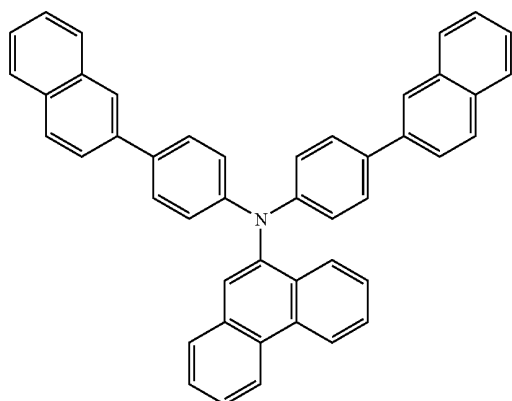
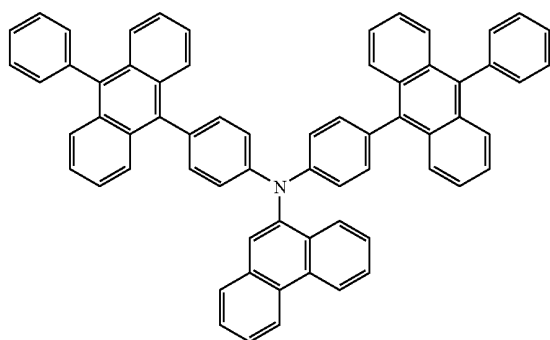
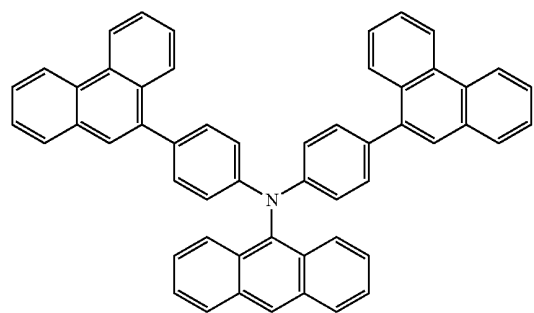


In the formula II, the definition of each of Ar₁ to Ar₃ is the same as those of the Ar¹ to Ar⁴ in the formula I. Examples of the compound of the formula II are shown below, although not limited thereto.

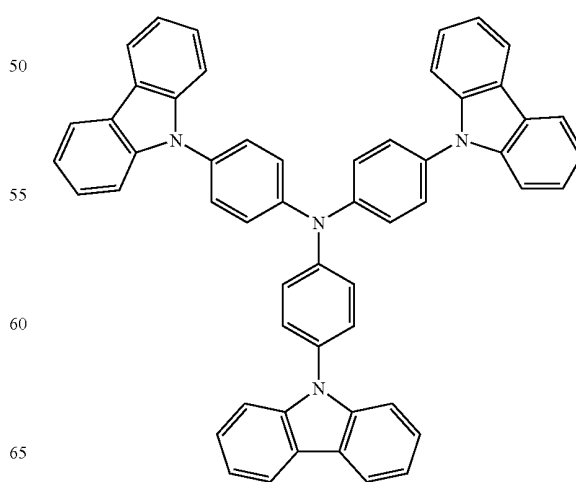
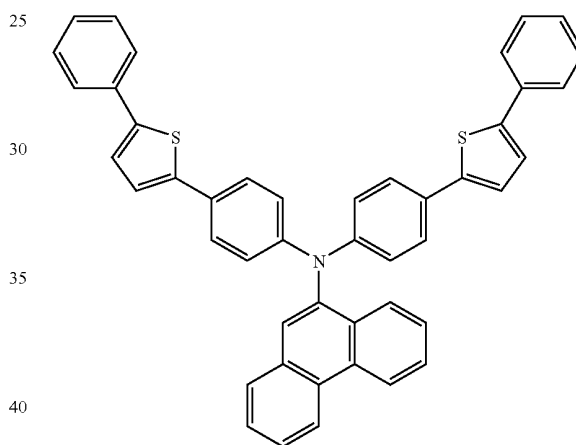
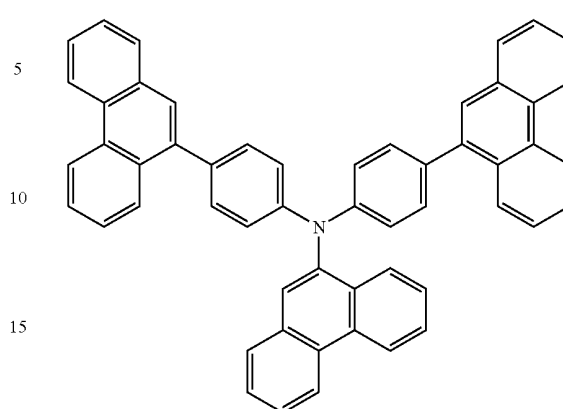


83

-continued

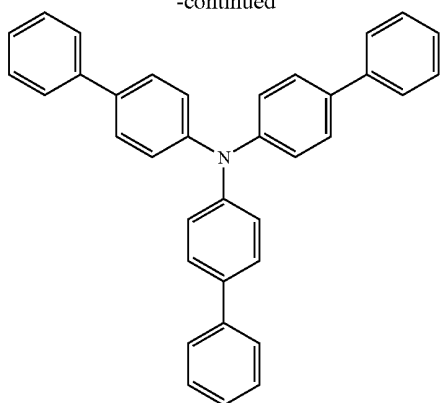
**84**

-continued



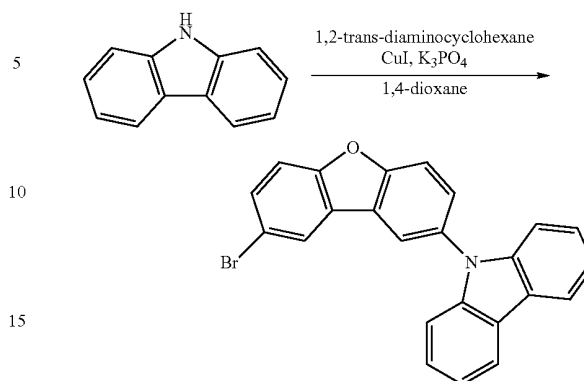
85

-continued



86

-continued

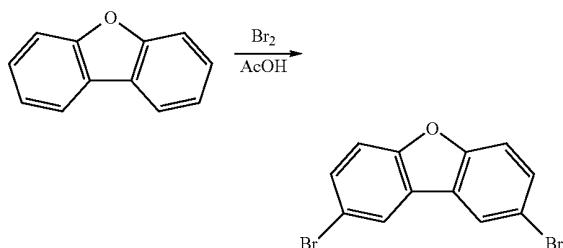


The present invention will be described in more detail with reference to the examples. However it should be noted that the scope of the present invention is not limited to the following examples.

SYNTHESIS EXAMPLE 1

Synthesis of Compound No. 4

(1) Synthesis of 2,8-dibromodibenzofuran

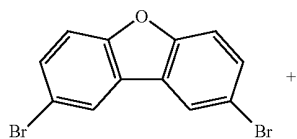


A three-necked flask was charged with dibenzofuran (100.91 g, 600 mmol) and 300 ml of AcOH and the contents were heated to 40° C. Then, a solution of Br₂ (191.8 g, 1200 mmol)/AcOH 300 ml was added dropwise. After stirring for 9 h at 40° C., the mixture was refluxed for 6 h. After the reaction, the reaction production solution was cooled to room temperature and added with 600 ml of water. The precipitate collected by filtration was dissolved in toluene. The resultant solution was dried over anhydrous magnesium sulfate, filtrated and concentrated. The obtained solid product was recrystallized from hexane five times to obtain the titled compound (62.83 g, 32% yield).

FD Mass Spectroscopy Analysis

C₁₂H₆Br₂O: calculated 325.6, found 326

(2) Synthesis of 2-bromo-8-carbazolyldibenzofuran

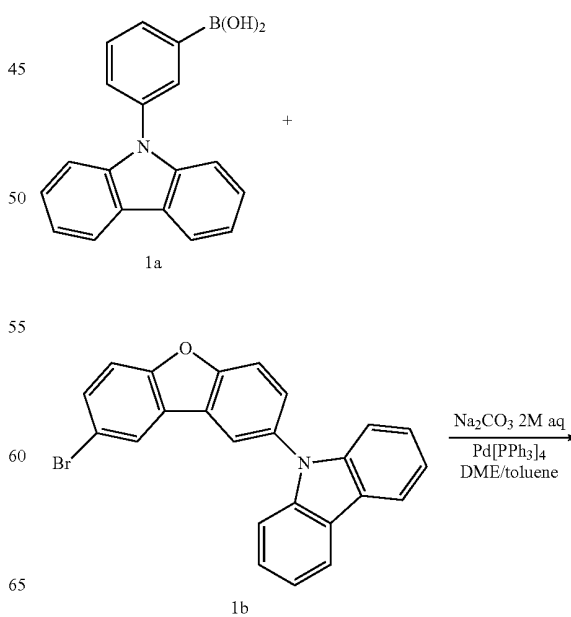


A three-necked flask was charged with 2,8-dibromodibenzofuran (39.12 g, 120 mmol), carbazole (20.07 g, 120 mmol), K₃PO₄ (50.94 g, 240 mmol), copper iodide (11.43 g, 60 mmol), 1,2-trans-diaminocyclohexane (20.55 g, 180 mmol), and 1,4-dioxane (120 ml), and the mixture was refluxed for 9 h. After the reaction, the reaction product solution was cooled to room temperature and extracted with CH₂Cl₂ using a separatory funnel. The extract was dried over anhydrous magnesium sulfate, filtrated and concentrated. The obtained solid product was purified by a column chromatography (hexane: toluene=8:2). The above operations were all performed in an argon atmosphere (16.0 g, 32% yield),

FD Mass Spectroscopy Analysis

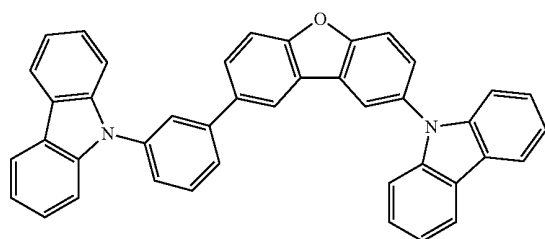
C₂₄H₁₄BrNO: calculated 412.3, found 412

(3) Synthesis of Compound No. 4



87

-continued



No. 4

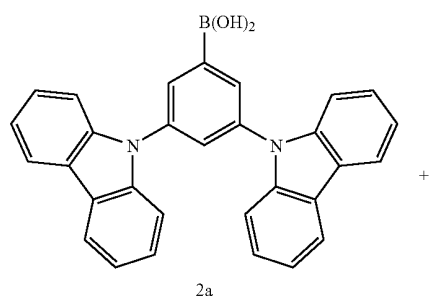
A three-necked flask was charged with compound 1a (7.7 mmol, 2.21 g), compound 1b (7 mmol, 2.89 g), Na₂CO₃ 2M aq. (7 ml), Pd[PPh₃]₄ (0.35 mmol, 0.40 g), DME (14 ml), and toluene (7 ml), and the mixture was refluxed for 10 h. After the reaction, the reaction product solution was cooled to room temperature and extracted with CH₂Cl₂ using a separatory funnel. The extract was dried over anhydrous magnesium sulfate, filtrated and concentrated. The obtained solid product was purified by a column chromatography (hexane:toluene=6:4). The purified product was further washed with ethanol and vacuum-dried to obtain a white solid. The above operations were all performed in an argon atmosphere (2.49 g, 62% yield).

FD Mass Spectroscopy Analysis

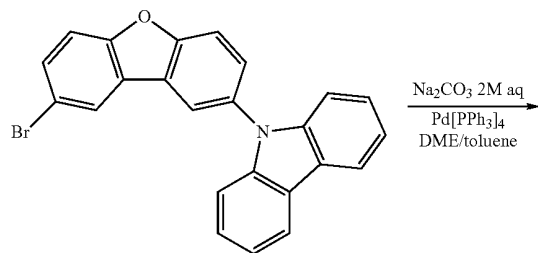
C₄₂H₂₆N₂O: calculated 574.67, found 574

SYNTHESIS EXAMPLE 2

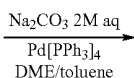
Synthesis of Compound No. 9



2a

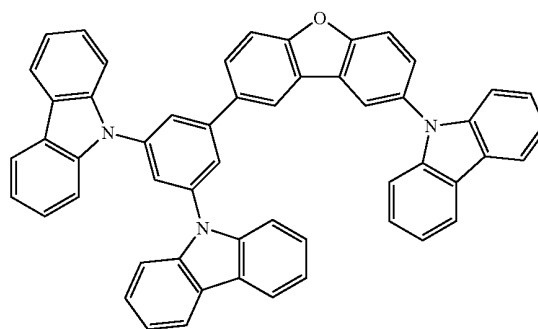


1b



88

-continued



No. 9

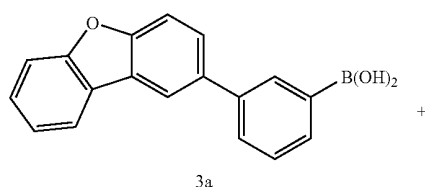
A three-necked flask was charged with compound 2a (6.3 mmol, 2.85 g), compound 1b (6 mmol, 2.47 g), Na₂CO₃ 2M aq. (6 ml), Pd[PPh₃]₄ (0.3 mmol, 0.35 g), DME (12 ml), and toluene (6 ml), and the mixture was refluxed for 9 h. After the reaction, the reaction product solution was cooled to room temperature and extracted with CH₂Cl₂ using a separatory funnel. The extract was dried over anhydrous magnesium sulfate, filtrated and concentrated. The obtained solid product was purified by a column chromatography (hexane:toluene=6:4). The purified product was further washed with ethanol and vacuum-dried to obtain a white solid. The above operations were all performed in an argon atmosphere (2.12 g, 48% yield).

FD Mass Spectroscopy Analysis

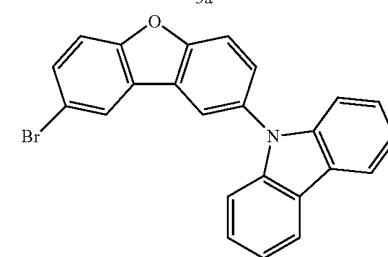
C₅₄H₃₃N₃O: calculated 739.9, found 739

SYNTHESIS EXAMPLE 3

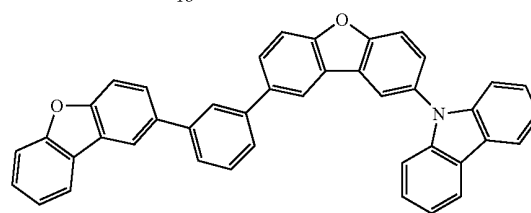
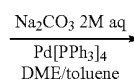
Synthesis of Compound No. 10



3a



1b



No. 10

89

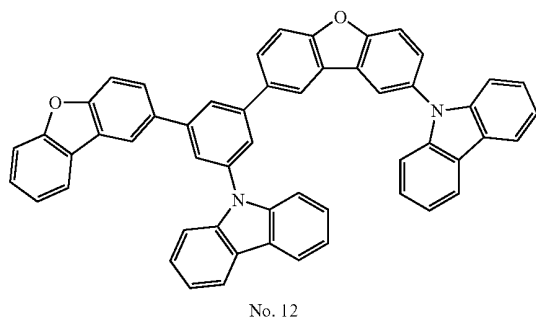
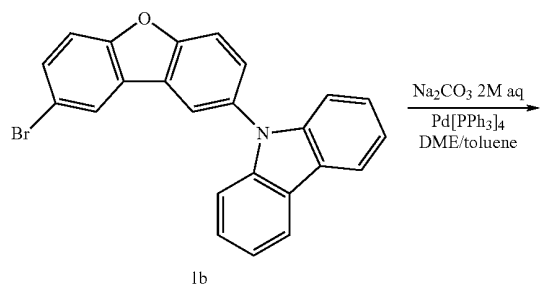
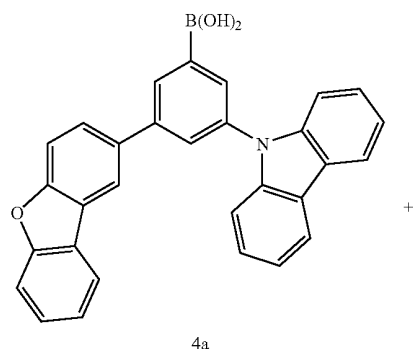
A three-necked flask was charged with compound 3a (7.35 mmol, 2.12 g), compound 1b (7 mmol, 2.89 g), Na₂CO₃ 2M aq. (7 ml), Pd[PPh₃]₄ (0.35 mmol, 0.40 g), DME (14 ml), and toluene (7 ml), and the mixture was refluxed for 9 h. After the reaction, the reaction product solution was cooled to room temperature and extracted with CH₂Cl₂ using a separatory funnel. The extract was dried over anhydrous magnesium sulfate, filtrated and concentrated. The obtained solid product was purified by a column chromatography (hexane:toluene=6:4). The purified product was further washed with ethanol and vacuum-dried to obtain a white solid. The above operations were all performed in an argon atmosphere (2.55 g, 63% yield).

FD Mass Spectroscopy Analysis

C₄₂H₂₅NO₂: calculated 575.7, found 575

SYNTHESIS EXAMPLE 4

Synthesis of Compound No. 12



90

A three-necked flask was charged with compound 4a (6.6 mmol, 2.87 g), compound 1b (6 mmol, 2.47 g), Na₂CO₃ 2 M aq. (6 ml), Pd[PPh₃]₄ (0.3 mmol, 0.35 g), DME (12 ml), and toluene (6 ml), and the mixture was refluxed for 9 h. After the reaction, the reaction product solution was cooled to room temperature and extracted with CH₂Cl₂ using a separatory funnel. The extract was dried over anhydrous magnesium sulfate, filtrated and concentrated. The obtained solid product was purified by a column chromatography (hexane:toluene=6:4). The purified product was further washed with ethanol and vacuum-dried to obtain a white solid. The above operations were all performed in an argon atmosphere (2.70 g, 61% yield).

FD Mass Spectroscopy Analysis

C₅₄H₃₂N₂O₂: calculated 740.84, found 740

The structures of the compounds synthesized in Synthesis

Examples 1 to 4 were confirmed by FD-MS (field desorption mass spectrometry).

Apparatus: HX110 manufactured by JEOL, Ltd.

Acceration Voltage: 8 kV

Scan range: m/z=50 to 1500

Emitter material: carbon

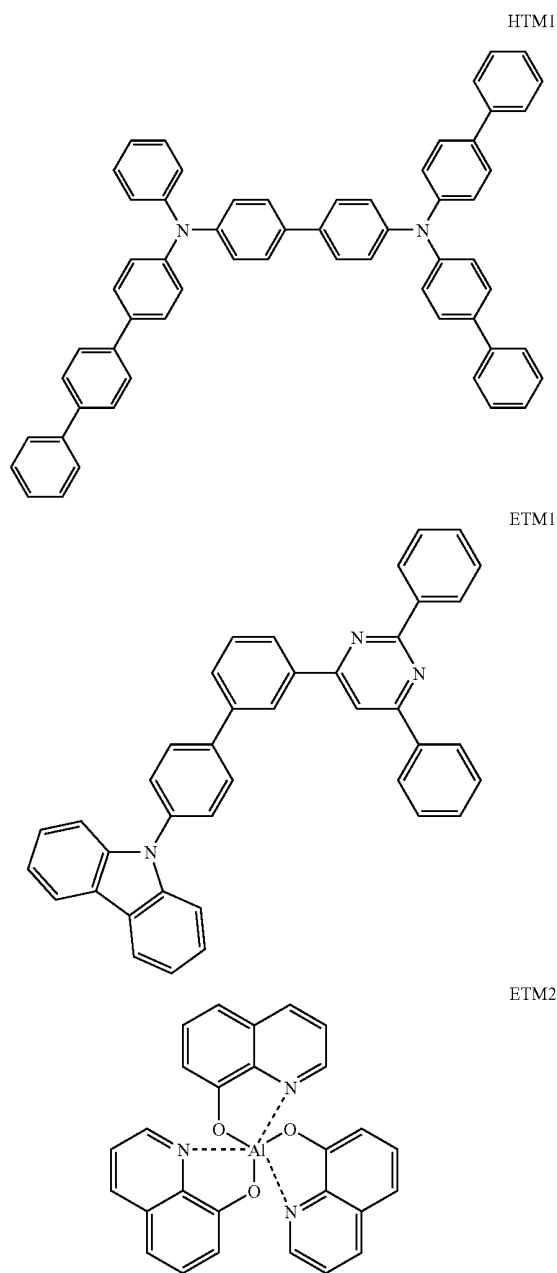
Emitter current: 0 mA→2 mA/min→40 mA (maintained for 10 min)

EXAMPLE 1

Preparation of Organic EL Device

A glass substrate of 25 mm×75 mm×1.1 mm thickness having ITO transparent electrode (manufactured by Asahi Glass Company Ltd.) was ultrasonically cleaned in isopropyl alcohol for 5 min and then UV ozone-cleaned for 30 min. The cleaned glass substrate having the transparent electrode lines was mounted to a substrate holder of a vacuum vapor deposition apparatus. On the surface having the transparent electrode lines, a film of HTM1 (see the formula below) having a thickness of 80 nm was first deposited by resistance heating so as to cover the transparent electrode. The HTM1 film functioned as the hole transporting/hole injecting layer. Then, Compound No. 4 as the host material and Complex K-21 as the dopant material were vapor co-deposited by resistance heating to successively form a film having a thickness of 30 nm on the HTM1 film. The concentration of Complex K-21 was 7.5% by weight. The co-deposited film functions as the light emitting layer. Then, an ETM1 film having a thickness of 10 nm on the light emitting layer and an ETM2 film having a thickness of 20 nm on the ETM1 film were successively deposited in layers. The ETM1 film and ETM2 film functioned as the first and second electron transporting layer, respectively. Then, a LiF electron injecting electrode (cathode) having a thickness of 0.5 nm was deposited at a film-depositing speed of 0.1 Å/min. Finally, a metallic Al was deposited on the LiF film to form a metal cathode having a thickness of 150 nm, thereby obtaining an organic EL device.

91



Evaluation of Light Emitting Property of Organic EL Device

The organic EL device thus prepared was driven under a direct current to emit light and measured for the wave length (λ), the luminance (L) and the current density to determine the current efficiency (L/J). The results at a current density of 1 mA/cm² are shown in Table 1.

EXAMPLES 2-8

Each organic EL device was prepared in the same manner as in Example 1 except for using a host material listed in Table 1 in place of the host Compound No. 4 used in Example 1. The results are shown in Table 1.

92

COMPARATIVE EXAMPLE 1

An organic EL device was prepared in the same manner as in Example 1 except for using CBP as the host material in place of the host Compound No. 4 used in Example 1. The results are shown in Table 1.

COMPARATIVE EXAMPLE 2

An organic EL device was prepared in the same manner as in Example 1 except for using the following compound X-1 described in WO 2005/113531 in place of the host Compound No. 4 used in Example 1. The results are shown in Table 1.

TABLE 1

CBP

X-1

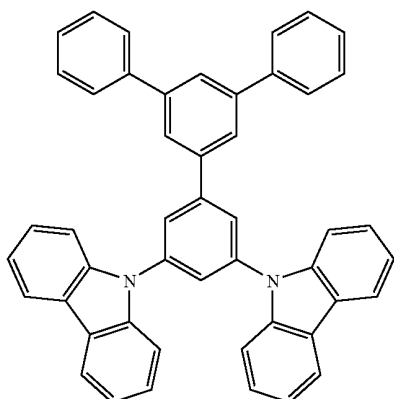
Examples	Host Compound	Voltage (V)	Luminance (cd/m ²)	L/J (cd/A)	EQE (%)	Wave length (nm)
1	No. 4	6.2	190	19.0	8.3	481
2	No. 9	6.6	182	18.2	7.7	480
3	No. 10	5.8	161	16.1	6.9	480
4	No. 12	6.0	170	17.0	7.3	481
5	No. 24	6.2	163	16.3	7.0	479
6	No. 26	6.1	165	16.5	7.2	481
7	No. 55	5.7	162	16.2	6.9	481
8	No. 64	6.1	152	15.2	6.4	480
Comparative Examples						
1	CBP	6.0	82	8.2	3.7	480
2	X-1					no emission of light

EXAMPLES 9-11

Application to Hole Transporting Layer

Each organic EL device was prepared in the same manner as in Example 1 except for using the compound listed in Table 2 as the hole transporting/hole injecting layer in place of

HTM1 and using the following compound H-1 as the host material. The results are shown in Table 2.



COMPARATIVE EXAMPLE 3

An organic EL device was prepared in the same manner as in Example 9 except for using NPD as the hole transporting material in place of the hole transporting Compound No. 4. The results are shown in Table 2.

TABLE 2

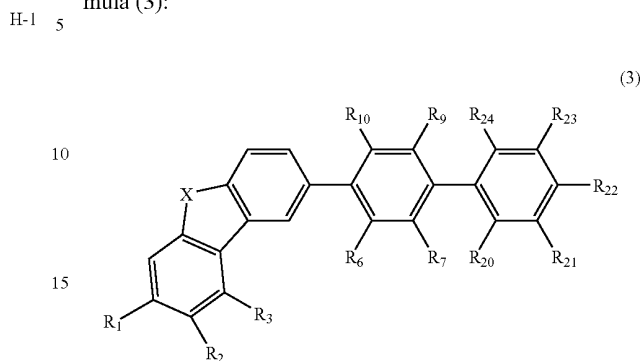
	Hole Transporting Compound	Volt- age (V)	Lumi- nance (cd/m ²)	L/J (cd/A)	EQE (%)	Wave length (nm)
Examples						
9	No. 4	6.2	148	14.8	6.7	479
10	No. 9	6.4	144	14.4	6.5	479
11	No. 54	6.3	150	15.0	6.8	481
Comparative Examples						
3	NPD	6.5	101	10.1	4.6	480

As compared with the compounds used in examples, the compounds used in comparative examples were poor in the current efficiency and failed to allow the efficient emission of the dopant.

As described above, by using the material for organic EL devices of the invention which is represented by the formulae 1 to 5, organic EL devices having a high emitting efficiency, causing little pixel defects, being excellent in the heat resistance, and having a long lifetime are obtained. Therefore, such organic EL devices are very useful as the display and light source for various electronic instruments.

What is claimed is:

1. A material comprising at least one phosphorescent metal complex, and a compound represented by the following formula (3):



wherein

R_1 to R_3 are each independently hydrogen atom, halogen atom, alkyl group having 1 to 40 carbon atoms which is optionally substituted, cycloalkyl group having 3 to 15 carbon atoms which is optionally substituted, heterocyclic group having 3 to 20 carbon atoms which is optionally substituted, alkoxy group having 1 to 40 carbon atoms which is optionally substituted, non-condensed aryl group having 6 to 40 carbon atoms which is optionally substituted, condensed aryl group having 10 to 18 carbon atoms which is optionally substituted, aryloxy group having 6 to 20 carbon atoms which is optionally substituted, aralkyl group having 7 to 20 carbon atoms which is optionally substituted, arylamino group having 6 to 40 carbon atoms which is optionally substituted, alkylamino group having 1 to 40 carbon atoms which is optionally substituted, aralkylamino group having 7 to 60 carbon atoms which is optionally substituted, aryl-carbonyl group having 7 to 40 carbon atoms which is optionally substituted, arylthio group having 6 to 20 carbon atoms which is optionally substituted, alkyl halide group having 1 to 40 carbon atoms which is optionally substituted, or cyano group,

with the proviso that at least one of R_1 to R_3 is 9-carbazolyl group which is optionally substituted or azacarbazolyl group having 2 to 5 nitrogen atoms which is optionally substituted;

R_6 and R_{10} are each independently hydrogen atom or alkyl group having 1 to 40 carbon atoms which is optionally substituted;

R_7 and R_9 are each independently hydrogen atom, halogen atom, alkyl group having 1 to 40 carbon atoms which is optionally substituted, cycloalkyl group having 3 to 15 carbon atoms which is optionally substituted, heterocyclic group having 3 to 20 carbon atoms which is optionally substituted, alkoxy group having 1 to 40 carbon atoms which is optionally substituted, non-condensed aryl group having 6 to 40 carbon atoms which is optionally substituted, condensed aryl group having 10 to 18 carbon atoms which is optionally substituted, aryloxy group having 6 to 20 carbon atoms which is optionally substituted, aralkyl group having 7 to 20 carbon atoms which is optionally substituted, arylamino group having 6 to 40 carbon atoms which is optionally substituted, alkylamino group having 1 to 40 carbon atoms which is optionally substituted, aralkylamino group having 7 to 60 carbon atoms which is optionally substituted, aryl-

carbonyl group having 7 to 40 carbon atoms which is optionally substituted, arylthio group having 6 to 20 carbon atoms which is optionally substituted, alkyl halide group having 1 to 40 carbon atoms which is optionally substituted, or cyano group;

the benzene ring between R₇ and R₉ and one of R₇ and R₉ together with the benzene ring to which R₇ to R₉ are bonded do not form a carbazolyl group;

each of R₁ to R₃, R₆, R₇, R₉ and R₁₀ does not have a polymerizable functional group at its terminal end;

R₂₀ to R₂₄ are each independently hydrogen atom, halogen atom, alkyl group having 1 to 40 carbon atoms which is optionally substituted, cycloalkyl group having 3 to 15 carbon atoms which is optionally substituted, heterocyclic group having 3 to 20 carbon atoms which is optionally substituted, alkoxy group having 1 to 40 carbon atoms which is optionally substituted, non-condensed aryl group having 6 to 40 carbon atoms which is optionally substituted, condensed aryl group having 10 to 18 carbon atoms which is optionally substituted, aryloxy group having 6 to 20 carbon atoms which is optionally substituted, aralkyl group having 7 to 20 carbon atoms which is optionally substituted, arylamino group having 6 to 40 carbon atoms which is optionally substituted, alkylamino group having 1 to 40 carbon atoms which is optionally substituted, aralkylamino group having 7 to 60 carbon atoms which is optionally substituted, aryl-carbonyl group having 7 to 40 carbon atoms which is optionally substituted, arylthio group having 6 to 20 carbon atoms which is optionally substituted, alkyl halide group having 1 to 40 carbon atoms which is optionally substituted, or cyano group; and

X is a sulfur atom or an oxygen atom.

2. The material according to claim 1, wherein at least one of R₇, R₉ and R₂₀ to R₂₄ of the formula (3) is a group selected from the group consisting of a substituted or non-substituted 9-carbazolyl group, a substituted or non-substituted dibenzofuranyl group, a substituted or non-substituted azacarbazolyl group having 2 to 5 nitrogen atoms and a substituted or non-substituted dibenzothiophenyl group.

3. The material according to claim 1, wherein the compound represented by the formula (3) has a triplet energy gap of 2.2 to 3.2 eV.

4. An organic electroluminescence device which comprises a cathode, an anode and an organic thin film layer having one or more layers, the organic thin film layer being interposed between the cathode and the anode, wherein at least one of the layers of the organic thin film is a light emitting layer which comprises a host material and at least one phosphorescent metal complex or a phosphorescent material, and wherein at least one of the layers of the organic thin film comprises the material according to claim 1.

5. The organic electroluminescence device according to claim 4, wherein the light emitting layer comprises the host material and the at least one phosphorescent metal complex, and wherein the host material is the material.

6. The organic electroluminescence device according to claim 4, wherein at least one of the layers of the organic thin film layer is an electron injecting layer mainly comprising a nitrogen-containing cyclic derivative which is different from the material.

7. The organic electroluminescence device according to claim 4, wherein at least one of the layers of the organic thin film layer is a hole transporting layer which comprises the material.

8. The organic electroluminescence device according to claim 4, which further comprises a reducing dopant at an interface between the cathode and the organic thin film layer.

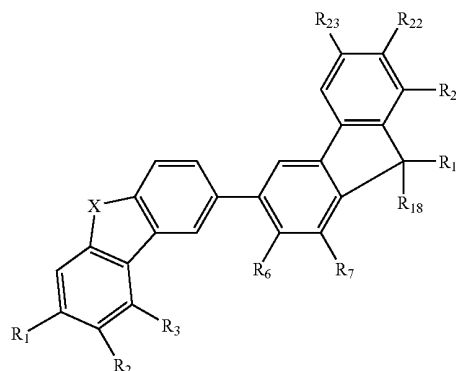
9. The organic electroluminescence device according to claim 4, wherein the light emitting layer comprises the host material and the phosphorescent material, and wherein the host material is the material.

10. The organic electroluminescence device according to claim 9, wherein the phosphorescent material is a compound comprising iridium (Ir), osmium (Os) or platinum (Pt).

11. The organic electroluminescence device according to claim 9, wherein the light emitting layer comprising a metal complex which emits blue light having a maximum peak wavelength of 500 nm or less.

12. A material comprising at least one phosphorescent metal complex, and a compound represented by the following formula (4):

(4)



wherein

R₁ to R₃ are each independently hydrogen atom, halogen atom, alkyl group having 1 to 40 carbon atoms which is optionally substituted, cycloalkyl group having 3 to 15 carbon atoms which is optionally substituted, heterocyclic group having 3 to 20 carbon atoms which is optionally substituted, alkoxy group having 1 to 40 carbon atoms which is optionally substituted, non-condensed aryl group having 6 to 40 carbon atoms which is optionally substituted, condensed aryl group having 10 to 18 carbon atoms which is optionally substituted, aryloxy group having 6 to 20 carbon atoms which is optionally substituted, aralkyl group having 7 to 20 carbon atoms which is optionally substituted, arylamino group having 6 to 40 carbon atoms which is optionally substituted, alkylamino group having 1 to 40 carbon atoms which is optionally substituted, aralkylamino group having 7 to 60 carbon atoms which is optionally substituted, aryl-carbonyl group having 7 to 40 carbon atoms which is optionally substituted, arylthio group having 6 to 20 carbon atoms which is optionally substituted, alkyl halide group having 1 to 40 carbon atoms which is optionally substituted, or cyano group,

with the proviso that at least one of R₁ to R₃ is 9-carbazolyl group which is optionally substituted or azacarbazolyl group having 2 to 5 nitrogen atoms which is optionally substituted;

R₆ is hydrogen atom or alkyl group having 1 to 40 carbon atoms which is optionally substituted;

R₇ is hydrogen atom, halogen atom, alkyl group having 1 to 40 carbon atoms which is optionally substituted, cycloalkyl group having 3 to 15 carbon atoms which is optionally substituted, heterocyclic group having 3 to 20 carbon atoms which is optionally substituted, alkoxy group having 1 to 40 carbon atoms which is optionally substituted, non-condensed aryl group having 6 to 40 carbon atoms which is optionally substituted, condensed aryl group having 10 to 18 carbon atoms which is optionally substituted, aryloxy group having 6 to 20 carbon atoms which is optionally substituted, aralkyl group having 7 to 20 carbon atoms which is optionally substituted, arylamino group having 6 to 40 carbon atoms which is optionally substituted, alkylamino group having 1 to 40 carbon atoms which is optionally substituted, aralkylamino group having 7 to 60 carbon atoms which is optionally substituted, arylcarbonyl group having 7 to 40 carbon atoms which is optionally substituted, arylthio group having 6 to 20 carbon atoms which is optionally substituted, alkyl halide group having 1 to 40 carbon atoms which is optionally substituted, or cyano group,

each of R₁ to R₃, R₆, and R₇ does not have a polymerizable functional group at its terminal end;

R₁₈, R₁₉ and R₂₁ to R₂₃ are each independently hydrogen atom, halogen atom, alkyl group having 1 to 40 carbon atoms which is optionally substituted, cycloalkyl group having 3 to 15 carbon atoms which is optionally substituted, heterocyclic group having 3 to 20 carbon atoms which is optionally substituted, alkoxy group having 1 to 40 carbon atoms which is optionally substituted, non-condensed aryl group having 6 to 40 carbon atoms which is optionally substituted, condensed aryl group having 10 to 18 carbon atoms which is optionally substituted, aryloxy group having 6 to 20 carbon atoms which is optionally substituted, aralkyl group having 7 to 20 carbon atoms which is optionally substituted, arylamino group having 6 to 40 carbon atoms which is optionally substituted, alkylamino group having 1 to 40 carbon atoms which is optionally substituted, aralkylamino group having 7 to 60 carbon atoms which is optionally substituted, arylcarbonyl group having 7 to 40 carbon atoms which is optionally substituted, arylthio group having 6 to 20 carbon atoms which is optionally substituted, alkyl halide group having 1 to 40 carbon atoms which is optionally substituted, or cyano group; and

X is a sulfur atom or an oxygen atom.

13. The material according to claim 12, wherein at least one of R₇ and R₂₁ to R₂₃ of the formula (4) is a group selected from the group consisting of a substituted or non-substituted 9-carbazolyl group, a substituted or non-substituted dibenzofuran group, a substituted or non-substituted azacarbazolyl group having 2 to 5 nitrogen atoms and a substituted or non-substituted dibenzothiophenyl group.

14. The material according to claim 12, wherein the compound represented by the formula (4) has a triplet energy gap of 2.2 to 3.2 eV.

15. An organic electroluminescence device which comprises a cathode, an anode and an organic thin film layer having one or more layers, the organic thin film layer being interposed between the cathode and the anode, wherein at least one of the layers of the organic thin film is a light emitting layer which comprises a host material and at least one phosphorescent metal complex or a phosphorescent material, and wherein at least one of the layers of the organic thin film comprises the material according to claim 12.

16. The organic electroluminescence device according to claim 15, wherein the light emitting layer comprises the host material and the at least one phosphorescent metal complex, and wherein the host material is the material.

17. The organic electroluminescence device according to claim 15, wherein at least one of the layers of the organic thin film layer is an electron injecting layer mainly comprising a nitrogen-containing cyclic derivative which is different from the material.

18. The organic electroluminescence device according to claim 15, wherein at least one of the layers of the organic thin film layer is a hole transporting layer which comprises the material.

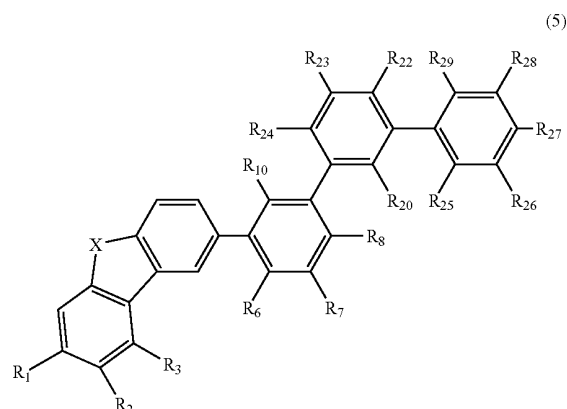
19. The organic electroluminescence device according to claim 15, which further comprises a reducing dopant at an interface between the cathode and the organic thin film layer.

20. The organic electroluminescence device according to claim 15, wherein the light emitting layer comprises the host material and the phosphorescent material, and wherein the host material is the material.

21. The organic electroluminescence device according to claim 20, wherein the phosphorescent material is a compound comprising iridium (Ir), osmium (Os) or platinum (Pt).

22. The organic electroluminescence device according to claim 20, wherein the light emitting layer comprising a metal complex which emits blue light having a maximum peak wavelength of 500 nm or less.

23. A material comprising at least one phosphorescent metal complex, and a compound represented by the following formula (5):



wherein

R₁ to R₃ are each independently hydrogen atom, halogen atom, alkyl group having 1 to 40 carbon atoms which is optionally substituted, cycloalkyl group having 3 to 15 carbon atoms which is optionally substituted, heterocyclic group having 3 to 20 carbon atoms which is optionally substituted, alkoxy group having 1 to 40 carbon atoms which is optionally substituted, non-condensed aryl group having 6 to 40 carbon atoms which is optionally substituted, condensed aryl group having 10 to 18 carbon atoms which is optionally substituted, aryloxy group having 6 to 20 carbon atoms which is optionally substituted, aralkyl group having 7 to 20 carbon atoms which is optionally substituted, arylamino group having 6 to 40 carbon atoms which is optionally substituted, alkylamino group having 1 to 40 carbon atoms which is optionally substituted, aralkylamino group having 7 to 60 carbon atoms which is optionally substituted, arylcarbonyl group having 7 to 40 carbon atoms which is optionally substituted, arylthio group having 6 to 20 carbon atoms which is optionally substituted, alkyl halide group having 1 to 40 carbon atoms which is optionally substituted, or cyano group;

60 carbon atoms which is optionally substituted, arylcarbonyl group having 7 to 40 carbon atoms which is optionally substituted, arylthio group having 6 to 20 carbon atoms which is optionally substituted, alkyl halide group having 1 to 40 carbon atoms which is optionally substituted, or cyano group, 5
with the proviso that at least one of R₁ to R₃ is 9-carbazolyl group which is optionally substituted or azacarbazolyl group having 2 to 5 nitrogen atoms which is optionally substituted; 10
R₆ and R₁₀ are each independently hydrogen atom or alkyl group having 1 to 40 carbon atoms which is optionally substituted;
R₇ and R₈ are each independently hydrogen atom, halogen atom, alkyl group having 1 to 40 carbon atoms which is optionally substituted, cycloalkyl group having 3 to 15 carbon atoms which is optionally substituted, heterocyclic group having 3 to 20 carbon atoms which is optionally substituted, alkoxy group having 1 to 40 carbon atoms which is optionally substituted, non-condensed aryl group having 6 to 40 carbon atoms which is optionally substituted, condensed aryl group having 10 to 18 carbon atoms which is optionally substituted, aryloxy group having 6 to 20 carbon atoms which is optionally substituted, aralkyl group having 7 to 20 carbon atoms which is optionally substituted, arylamino group having 6 to 40 carbon atoms which is optionally substituted, alkylamino group having 1 to 40 carbon atoms which is optionally substituted, aralkylamino group having 7 to 60 carbon atoms which is optionally substituted, arylcarbonyl group having 7 to 40 carbon atoms which is optionally substituted, arylthio group having 6 to 20 carbon atoms which is optionally substituted, alkyl halide group having 1 to 40 carbon atoms which is optionally substituted, or cyano group; 15
R₈ and the benzene ring between R₈ and R₁₀ together with the benzene ring to which R₈ is bonded do not form a carbazolyl group, and R₇ and R₈ together with the benzene ring to which R₇ and R₈ are bonded do not form a carbazolyl group;
each of R₁ to R₃, R₆, R₇, R₈ and R₁₀ does not have a polymerizable functional group at its terminal end; 20
R₂₀, R₂₂ to R₂₄ and R₂₅ to R₂₉ are each independently hydrogen atom, halogen atom, alkyl group having 1 to 40 carbon atoms which is optionally substituted, cycloalkyl group having 3 to 15 carbon atoms which is optionally substituted, heterocyclic group having 3 to 20 carbon atoms which is optionally substituted, alkoxy group having 1 to 40 carbon atoms which is optionally substituted, non-condensed aryl group having 6 to 40 carbon atoms which is optionally substituted, condensed aryl group having 10 to 18 carbon atoms which is optionally substituted, aryloxy group having 6 to 20 carbon atoms which is optionally substituted, aralkyl group having 7 to 20 carbon atoms which is optionally substituted, arylamino group having 6 to 40 carbon atoms which is optionally substituted, alkylamino group hav- 25

ing 1 to 40 carbon atoms which is optionally substituted, aralkylamino group having 7 to 60 carbon atoms which is optionally substituted, arylcarbonyl group having 7 to 40 carbon atoms which is optionally substituted, arylthio group having 6 to 20 carbon atoms which is optionally substituted, alkyl halide group having 1 to 40 carbon atoms which is optionally substituted, or cyano group;
at least one of R₇, R₈, R₂₀ and R₂₂ to R₂₉ is a group selected from the group consisting of a substituted or non-substituted 9-carbazolyl group, a substituted or non-substituted dibenzofuranyl group, a substituted or non-substituted azacarbazolyl group having 2 to 5 nitrogen atoms and a substituted or non-substituted dibenzothiophenyl group; and
X is a sulfur atom or an oxygen atom.
24. The material according to claim 23, wherein the compound represented by the formula (5) has a triplet energy gap of 2.2 to 3.2 eV.
25. An organic electroluminescence device which comprises a cathode, an anode and an organic thin film layer having one or more layers, the organic thin film layer being interposed between the cathode and the anode, wherein at least one of the layers of the organic thin film is a light emitting layer which comprises a host material and at least one phosphorescent metal complex or a phosphorescent material, and wherein at least one of the layers of the organic thin film comprises the material according to claim 23.
26. The organic electroluminescence device according to claim 25, wherein the light emitting layer comprises the host material and the at least one phosphorescent metal complex, and wherein the host material is the material.
27. The organic electroluminescence device according to claim 25, wherein at least one of the layers of the organic thin film layer is an electron injecting layer mainly comprising a nitrogen-containing cyclic derivative which is different from the material.
28. The organic electroluminescence device according to claim 25, wherein at least one of the layers of the organic thin film layer is a hole transporting layer which comprises the material.
29. The organic electroluminescence device according to claim 25, which further comprises a reducing dopant at an interface between the cathode and the organic thin film layer.
30. The organic electroluminescence device according to claim 25, wherein the light emitting layer comprises the host material and the phosphorescent material, and wherein the host material is the material.
31. The organic electroluminescence device according to claim 30, wherein the phosphorescent material is a compound comprising iridium (Ir), osmium (Os) or platinum (Pt).
32. The organic electroluminescence device according to claim 30, wherein the light emitting layer comprising a metal complex which emits blue light having a maximum peak wavelength of 500 nm or less. 35

* * * * *

专利名称(译)	用于有机电致发光器件的材料和利用其的有机电致发光器件		
公开(公告)号	US8114530	公开(公告)日	2012-02-14
申请号	US11/943879	申请日	2007-11-21
申请(专利权)人(译)	出光兴产股份有限公司.		
当前申请(专利权)人(译)	出光兴产股份有限公司.		
[标]发明人	IWAKUMA TOSHIHIRO ENDO JUN NUMATA MASAKI FUKUOKA KENICHI		
发明人	IWAKUMA, TOSHIHIRO ENDO, JUN NUMATA, MASAKI FUKUOKA, KENICHI		
IPC分类号	H01L51/54		
CPC分类号	C09K11/06 H01L51/0072 H01L51/0073 H05B33/14 H01L51/0074 Y10S428/917 C09K2211/1044 C09K2211/1059 C09K2211/1074 C09K2211/1088 C09K2211/185 C09K2211/186 H01L51/0059 H01L51/ /006 H01L51/0061 H01L51/0067 H01L51/0081 H01L51/5016 H01L51/5088 C09K2211/1029 C07D405 /14		
优先权	2007181142 2007-07-10 JP		
其他公开文献	US20090017330A1		
外部链接	Espacenet USPTO		

摘要(译)

提供含有至少一种磷光金属络合物和由下式 (1) 表示的化合物的材料：其中R1-R3中的至少一个是任选被取代的9-咔唑基或具有2-5个氮原子的任选被取代的氮杂咔唑基。用于有机电致发光器件的材料可用作主体材料或空穴传输材料。还提供了一种有机电致发光器件，其具有包含该材料的有机薄膜层，并且表现出高发光效率，引起很少的像素缺陷，耐热性优异并且具有长寿命。

